

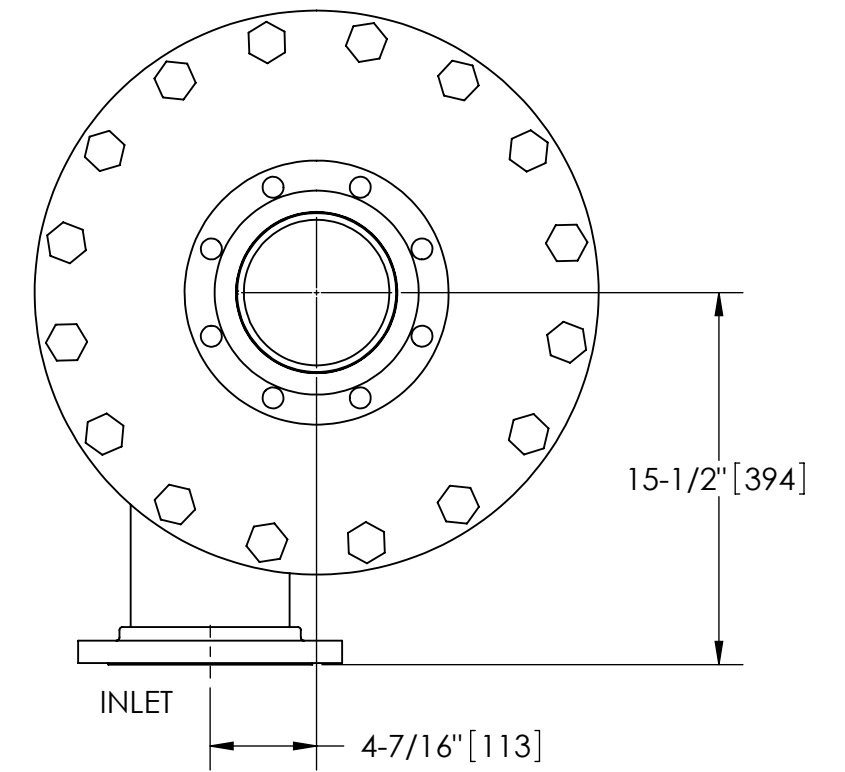
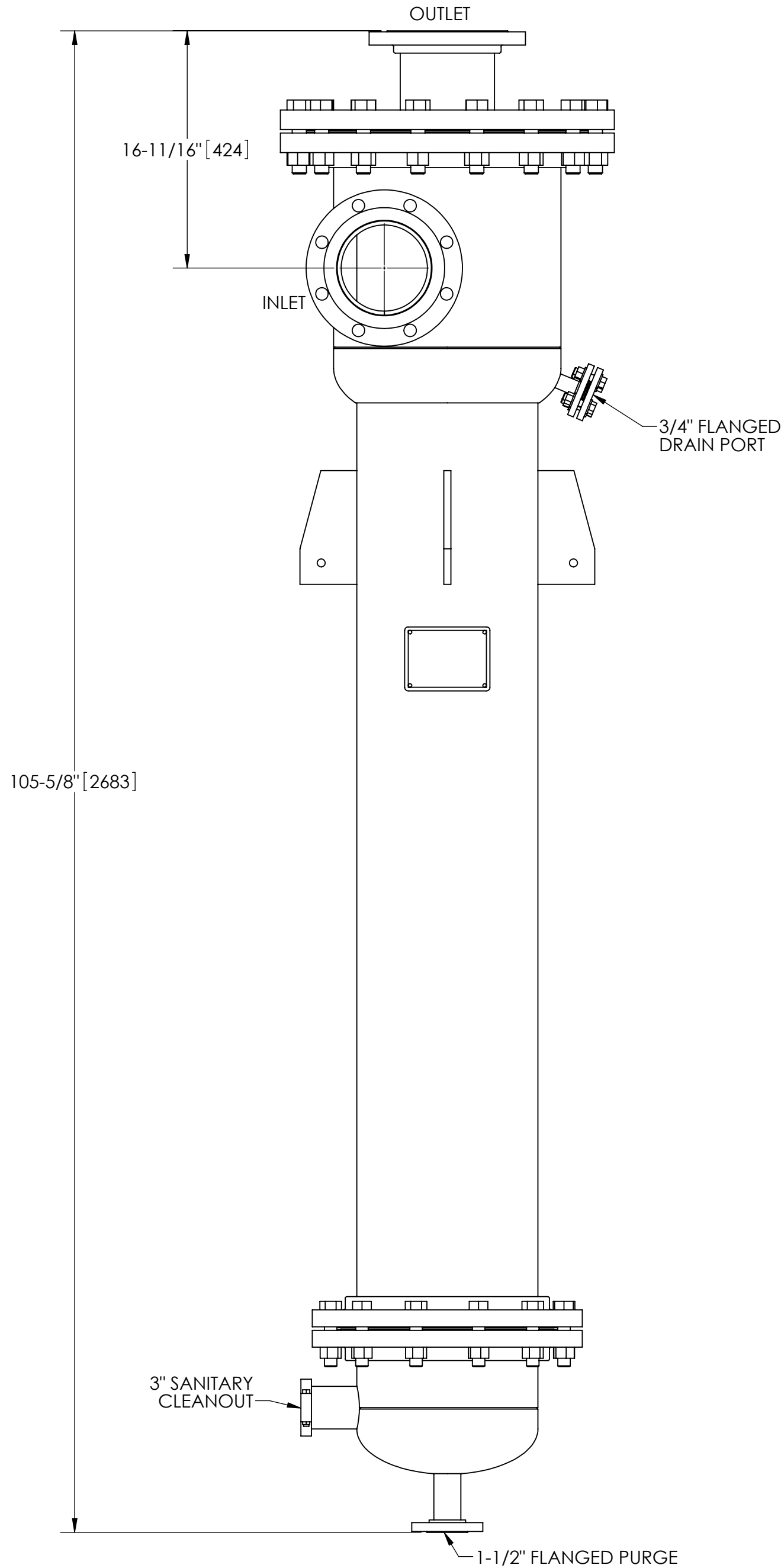
EXCEPT AS OTHERWISE PROVIDED BY CONTRACT, THIS DRAWING AND SPECIFICATIONS SHALL NOT BE REPRODUCED, COPIED OR USED AS THE BASIS FOR MANUFACTURE OR SALE OF MATTER DEPICTED HEREIN WITHOUT THE EXPRESSED WRITTEN PERMISSION OF THE CLAUDE LAVAL CORPORATION, OR ITS ASSIGNEES.

THIS DRAWING HAS BEEN GENERATED AND IS MAINTAINED BY A CAD SYSTEM. CHANGES SHALL ONLY BE INCORPORATED AS DIRECTED BY AN APPROVED ENGINEERING CHANGE ORDER (ECO). PAPER COPIES ARE UNCONTROLLED.

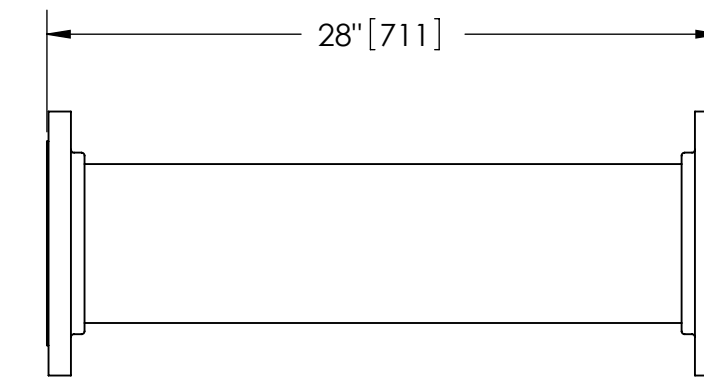
REVISIONS				
ECN	REV.	DESCRIPTION	DATE	APPROVED

NOTES:

1. INLET & OUTLET FLANGES ARE 6" 150# RF PER ANSI B16.5 REQUIRING 8X Ø3/4" BOLTS (BOLTS AND GASKETS NOT INCLUDED).
2. MAXIMUM PRESSURE: 100 psi (6.9 bar).
3. MAXIMUM TEMPERATURE: 400°F (204°C).
4. PRESSURE LOSS: 3-12 psi (.2-.8 bar) AT RATED FLOW.
5. RATED FLOW: 815-1500 gpm (185-340 m³/hr).
6. APPROXIMATE DRY WEIGHT: 953 lbs (432 kg).
7. FINISH: GLASS BLAST (EXTERIOR ONLY).
8. GASKETS: SPIRAL WOUND, 304 SS W/PTFE FILLER.
9. INLET & OUTLET PRESSURE GAUGE PORTS TO BE SUPPLIED ON CONNECTING PIPING BY END USER (CARBON STEEL ONLY).



TOP VIEW



FLANGED SPOOL
MODEL FS-06/S4 (AVAILABLE SEPARATELY)
REQUIRED FOR REMOVAL OF TOP ASSEMBLY

SUBMITTAL DRAWING

This drawing is submitted for spatial consideration only. Do not pre-plumb to these dimensions.

UNLESS OTHERWISE SPECIFIED: DIMENSIONS ARE IN: INCHES (mm) TOLERANCES ARE: FRACTIONS DECIMALS ANGLES ± 1" .XX ± .01 ± 1/4° .XXX ± .005 .XXXX ± .0005		ENGINEERED FOR: 304L SS		CLAUDE LAVAL CORP. FRESNO, CALIFORNIA 93727 WWW.LAKOS.COM		LAVAL UNDERGROUND SURVEYS	
DO NOT SCALE DRAWING		APPROVALS	DATE	TITLE			
MATERIAL TYPE 304L STAINLESS STEEL		DRAWN CAG	9/17/12	CSX-0815-HV/S4, SEPARATOR 815-1500 gpm, 304L SS			
FINISH SEE NOTES		ENGR -	-	SIZE C	MODEL NO.	DWG NO. 118196	REV. B
WORK ORDER		QTY.		SCALE 1:8	EST. WT. 958 lb	SHEET 1 OF 1	

DWG. NO. 118196
SHEET 1
REV. B