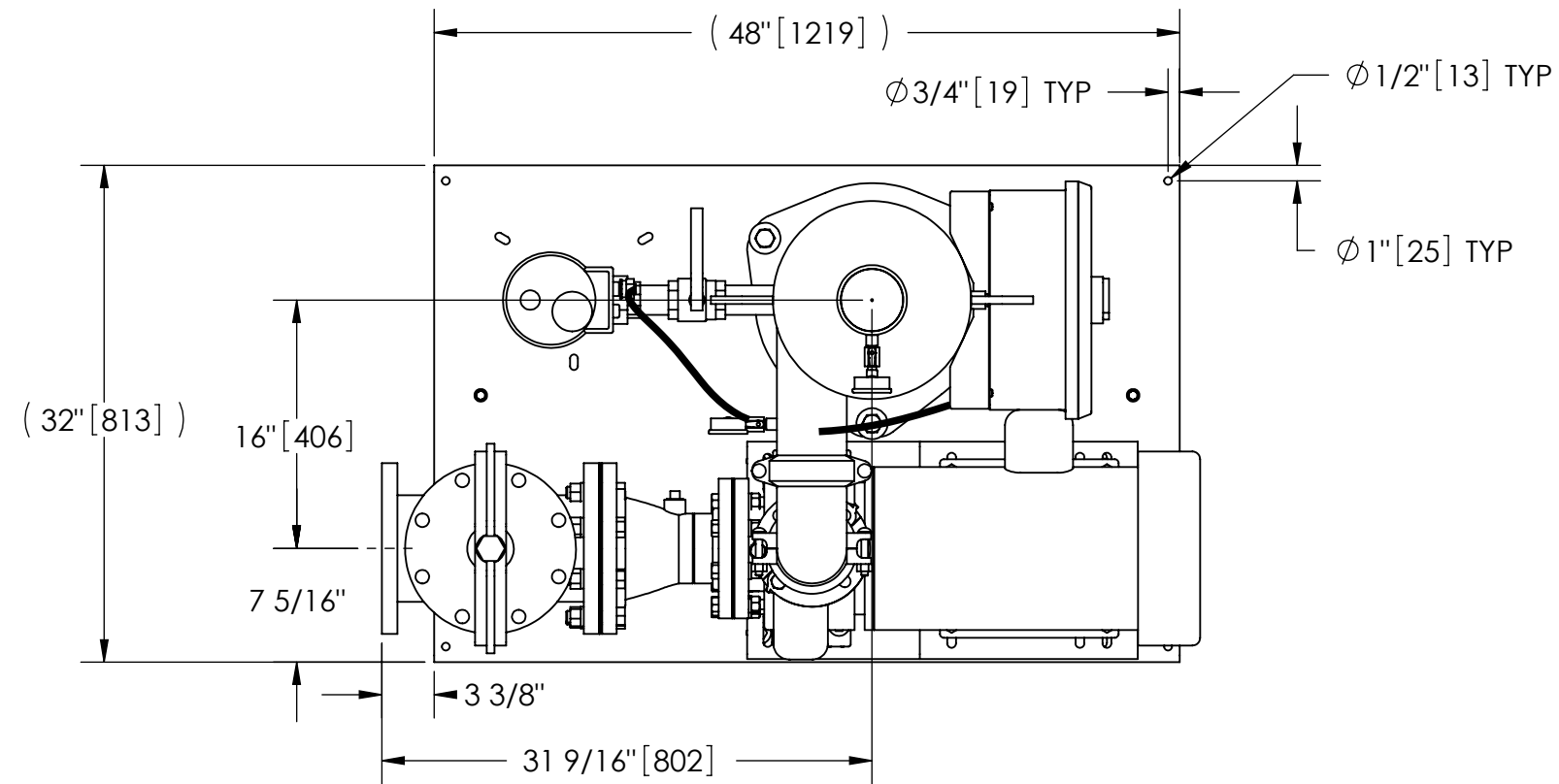


EXCEPT AS OTHERWISE PROVIDED BY CONTRACT, THIS DRAWING AND SPECIFICATIONS SHALL NOT BE REPRODUCED, COPIED OR USED AS THE BASIS FOR MANUFACTURE OR SALE OF MATTER DEPICTED HEREIN WITHOUT THE EXPRESSED WRITTEN PERMISSION OF THE CLAUDE LAVAL CORPORATION, OR ITS ASSIGNEES.

THIS DRAWING HAS BEEN GENERATED AND IS MAINTAINED BY A CAD SYSTEM. CHANGES SHALL ONLY BE INCORPORATED AS DIRECTED BY AN APPROVED ENGINEERING CHANGE ORDER (ECO). PAPER COPIES ARE UNCONTROLLED.

REVISION HISTORY				
ZONE	REV	DESCRIPTION	DATE	APPROVED



**TOP VIEW**

**NOTES:**

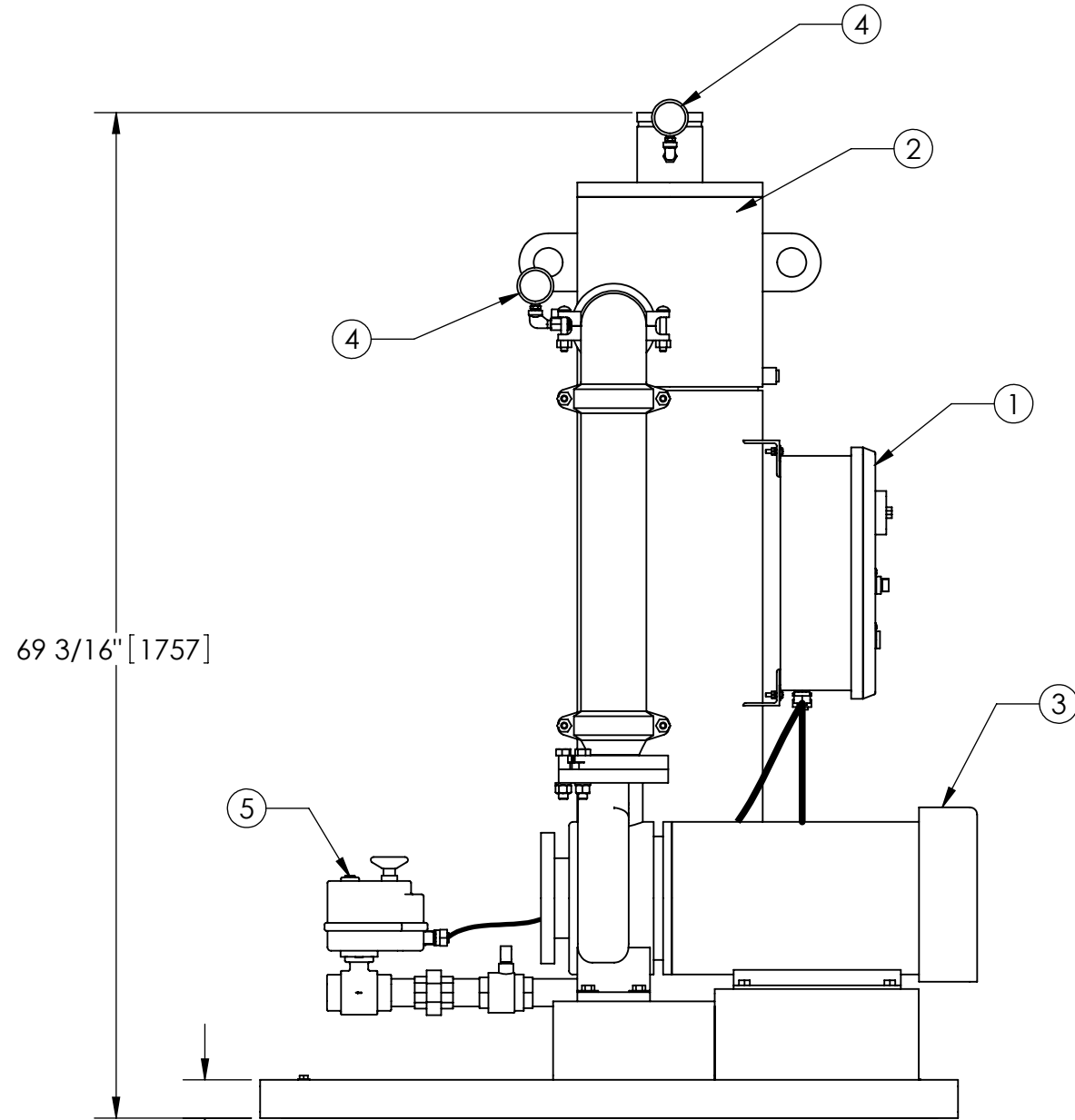
1. INLET IS 6" PIPE (125# ANSI FLANGED).
2. OUTLET IS 4" PIPE (GROOVED).
3. PURGE OUTLET IS 1-1/2" PIPE.
4. MAXIMUM PRESSURE: 150 psi (10.3 bar).
5. MAXIMUM TEMPERATURE: 100°F (37.8°C).
6. SPECIFIED FLOWRATE OF 525 gpm (119 m³/hr).
7. FINISH: AS ASSEMBLED.
8. POWER REQUIREMENT: 460V, 3PH, 60Hz.
9. NEMA 4X MOTOR STARTER ENCLOSURE WITH SAFETY DISCONNECT AND H.O.A. SWITCH.
10. APPROXIMATE DRY WEIGHT: 1184 lbs (537 kg).
11. INLET/OUTLET VALVE KIT, MODEL TCV-0525 RECOMMENDED.
12. MINIMUM PIPE FROM TOWER BASIN TO TC SYSTEM IS 8" PIPE.
13. FLOODED SUCTION REQUIRED.

**COMPONENT LIST:**

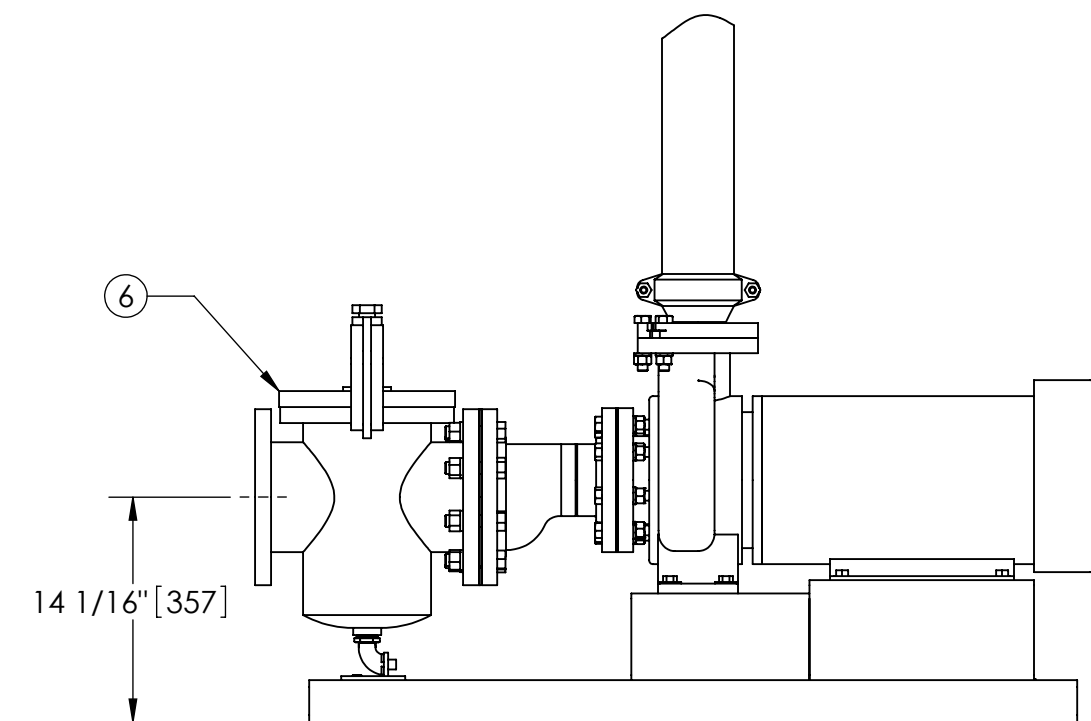
- ① ELECTRICAL CONTROL BOX 460V 60Hz W/120V TRANSFORMER.
- ② SEPARATOR: HTH-0285-TC.
- ③ PUMP: 20 HP CENTRIFUGAL, 3500 rpm, 460V, 60Hz.
- ④ INLET/OUTLET PRESSURE GAUGES: 0-100 psi, GLYCERIN-FILLED.
- ⑤ PURGE EQUIPMENT: ABV-15-120V.
- ⑥ BASKET STRAINER.

**SUBMITTAL DRAWING**

This drawing is submitted for spatial consideration only. Do not pre-plumb to these dimensions.



**FRONT VIEW W/O STRAINER**



**FRONT VIEW PUMP & STRAINER**

<small>UNLESS OTHERWISE SPECIFIED: DIMENSIONS ARE IN: INCHES [mm] TOLERANCES ARE: FRACTIONS    DECIMALS    ANGLES ± 1/2"        .XX ± .01        ± 1/4"                  .XXX ± .005                  .XXXX ± .0005</small>	ENGINEERED FOR:			<small>CLAUDE LAVAL CORP. FRESNO, CALIFORNIA 93727 WWW.LAKOS.COM</small>						
	STANDARD			APPROVALS	DATE		<b>TITLE</b> TCI-0525-ABV, TC SYSTEM, SWEEPER HTH-0285, 460V 60HZ STD			
	DO NOT SCALE DRAWING	DRAWN    HSK		5/24/05	<b>SIZE</b> C			<b>MODEL NO.</b> 	<b>DWG NO.</b> 122725	<b>REV.</b> B
	MATERIAL PER LAKOS SPEC	ENGR        HSK		9/13/05						
FINISH AS ASSEMBLED	MFG         -	-	<b>WORK ORDER</b> 	<b>QTY.</b> 						

DWG NO. 122725  
SHEET REV. B