

EXCEPT AS OTHERWISE PROVIDED BY CONTRACT, THIS DRAWING AND SPECIFICATIONS SHALL NOT BE REPRODUCED, COPIED OR USED AS THE BASIS FOR MANUFACTURE OR SALE OF MATTER DEPICTED HEREIN WITHOUT THE EXPRESSED WRITTEN PERMISSION OF THE CLAUDE LAVAL CORPORATION, OR ITS ASSIGNEES.

THIS DRAWING HAS BEEN GENERATED AND IS MAINTAINED BY A CAD SYSTEM. CHANGES SHALL ONLY BE INCORPORATED AS DIRECTED BY AN APPROVED ENGINEERING CHANGE ORDER (ECO). PAPER COPIES ARE UNCONTROLLED.

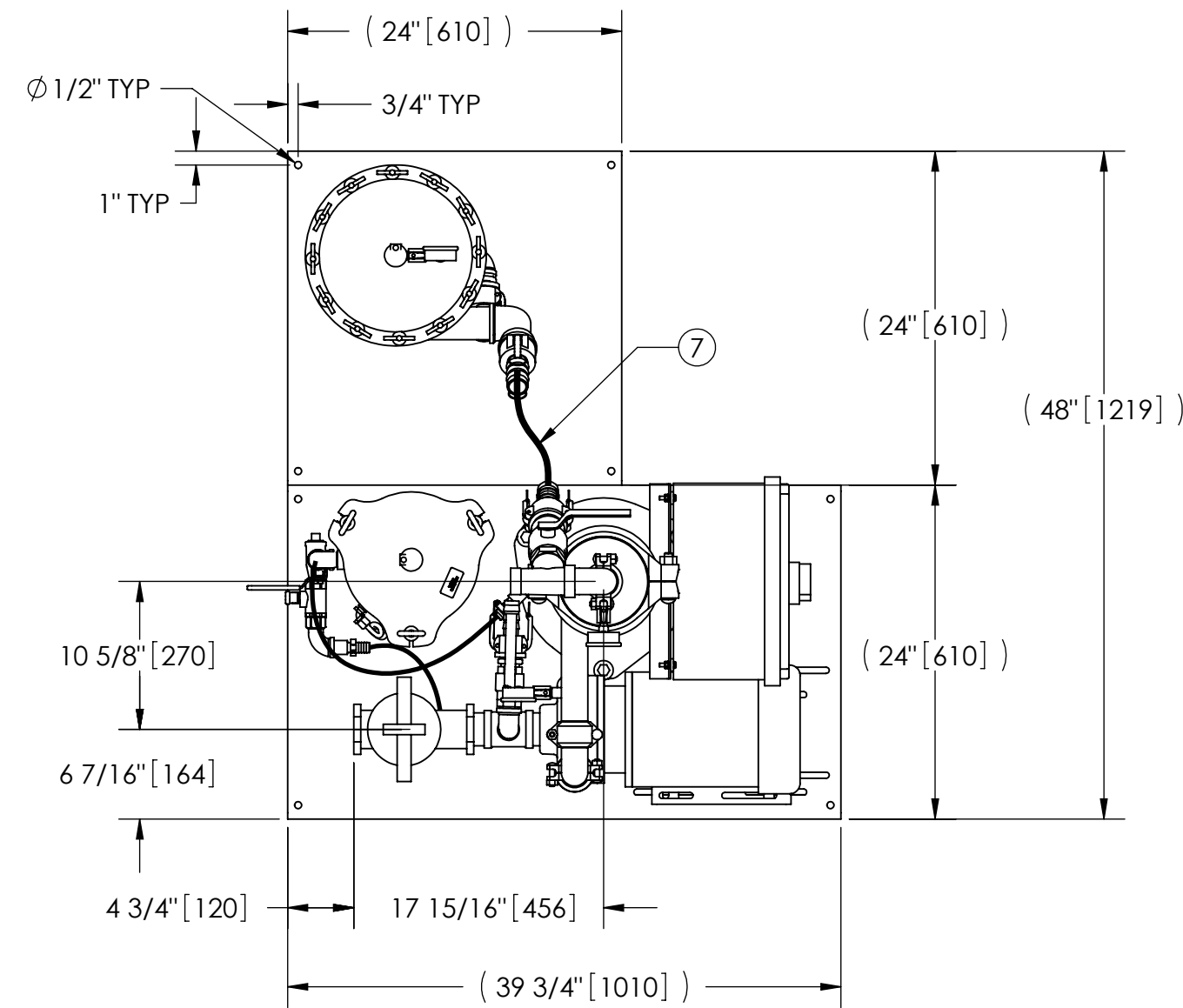
| REVISION HISTORY |     |             |      |          |
|------------------|-----|-------------|------|----------|
| ZONE             | REV | DESCRIPTION | DATE | APPROVED |
|                  |     |             |      |          |

**NOTES:**

1. INLET IS 2" PIPE (NPT).
2. OUTLET IS 1-1/2" PIPE (GROOVED).
3. PURGE OUTLET IS 3/4" PIPE.
4. MAXIMUM PRESSURE: 150 psi (10.3 bar).
5. MAXIMUM TEMPERATURE: 100°F (37.8°C).
6. SPECIFIED FLOWRATE OF 65 gpm (15 m³/hr).
7. FINISH: AS ASSEMBLED.
8. POWER REQUIREMENT: 460V, 3PH, 60Hz.
9. NEMA 4X MOTOR STARTER ENCLOSURE WITH SAFETY DISCONNECT AND H.O.A. SWITCH.
10. APPROXIMATE DRY WEIGHT: 589 lbs (267 kg).
11. INLET/OUTLET VALVE KIT, MODEL TCV-0065-PLUS RECOMMENDED.
12. MINIMUM PIPE FROM TOWER BASIN TO TP SYSTEM IS 2-1/2" PIPE.
13. FLOODED SUCTION REQUIRED.
14. MAXIMUM BASIN SIZE 55 sq ft.

**COMPONENT LIST:**

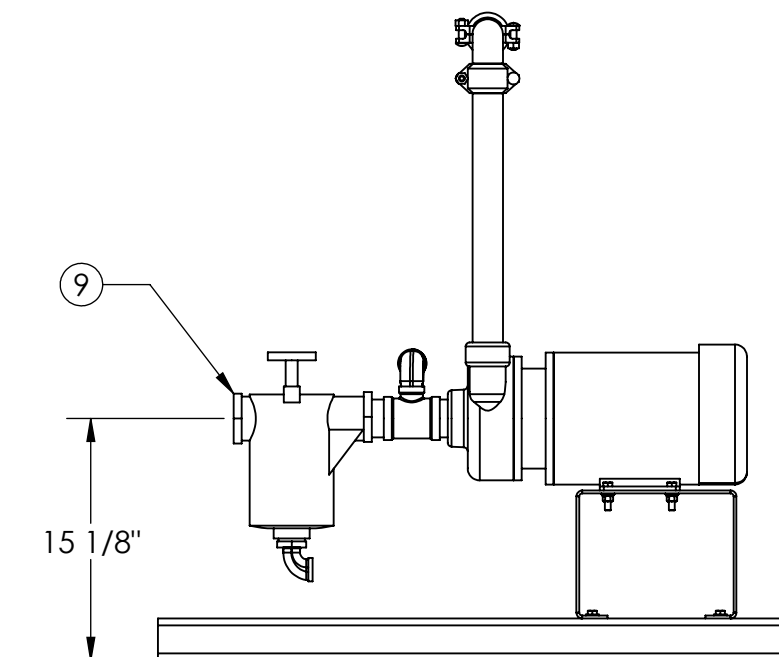
- ① ELECTRICAL CONTROL BOX 460V 60Hz W/120V TRANSFORMER.
- ② SEPARATOR: HTX-0038-TC.
- ③ PUMP: 3 HP CENTRIFUGAL, 3500 rpm, 460V, 60Hz.
- ④ INLET/OUTLET PRESSURE GAUGES: 0-100 psi, GLYCERIN-FILLED.
- ⑤ PURGE EQUIPMENT: SRV-816.
- ⑥ DIFFERENTIAL PRESSURE INDICATOR: (AVAILABLE WITH DRY CONTACT-MODEL DHE-15-S. ORDER SEPARATELY).
- ⑦ HOSE ATTACHED IN FIELD WITH QUICK DISCONNECT COUPLINGS.
- ⑧ FILTER VESSEL, 2" HRF-930-MP-2-BL 304SS
- ⑨ BASKET STRAINER.



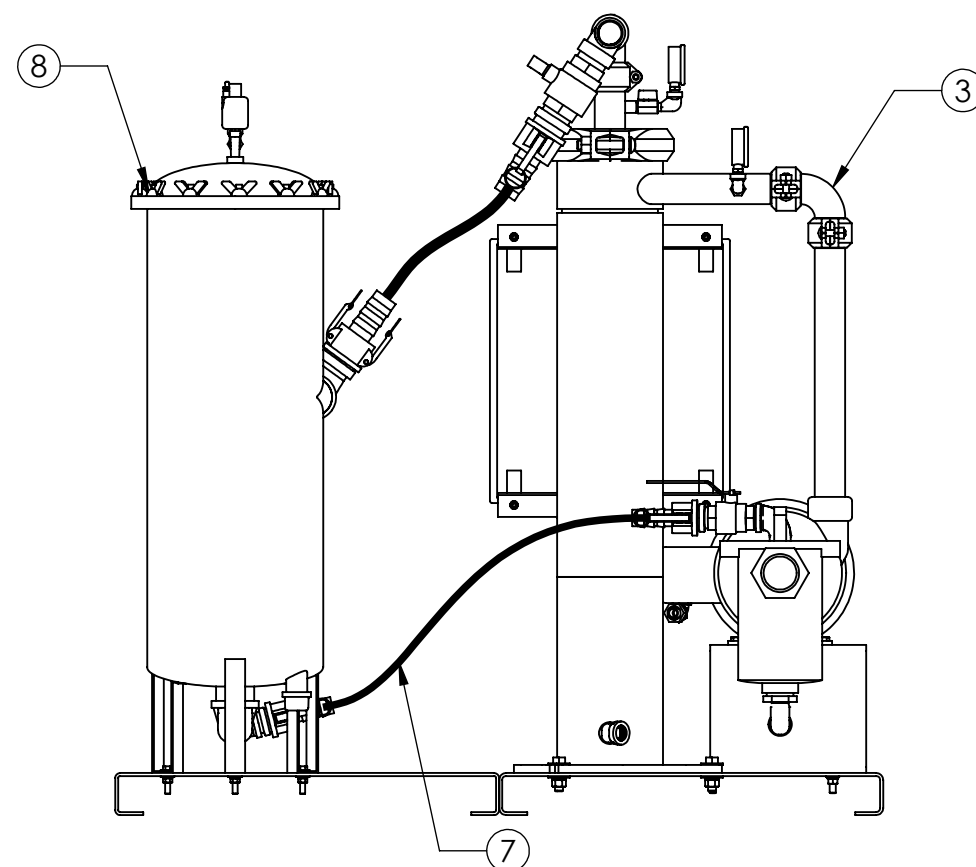
**TOP VIEW**

**SUBMITTAL DRAWING**

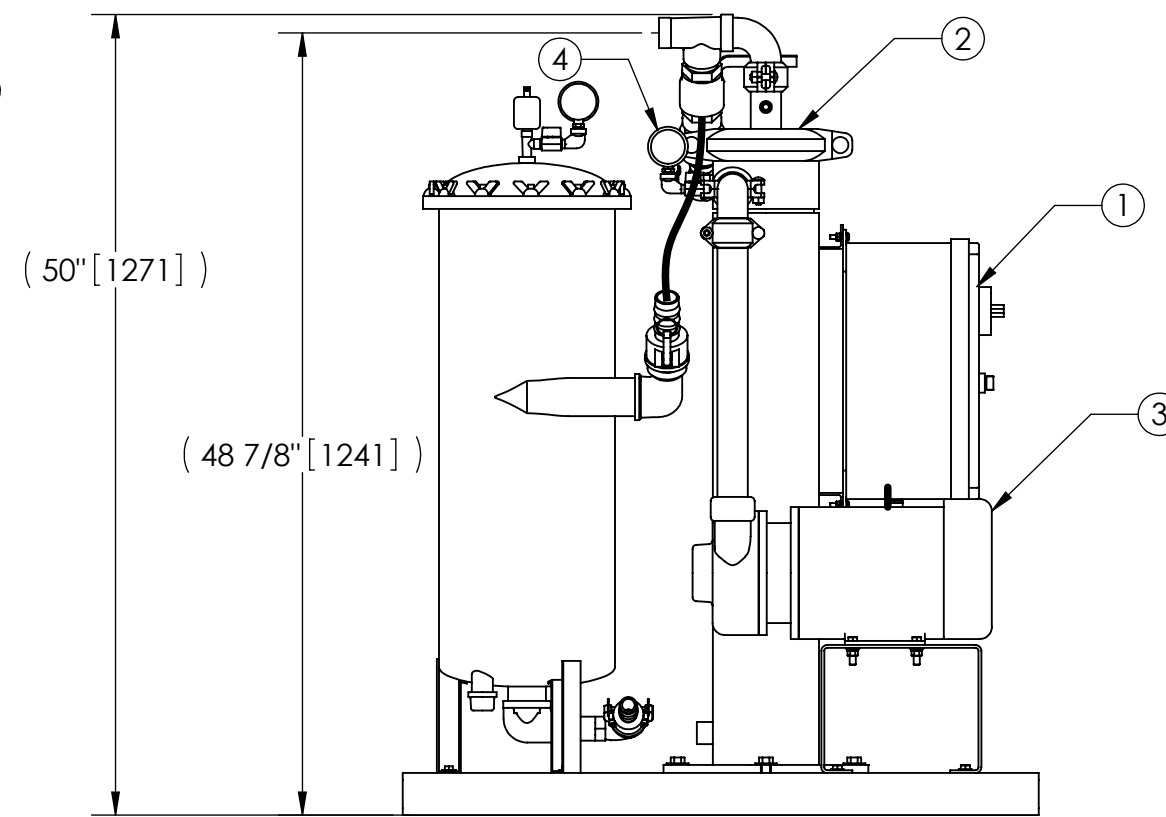
This drawing is submitted for spatial consideration only. Do not pre-plumb to these dimensions.



**FRONT VIEW PUMP/STRAINER**



**SIDE VIEW W/O SRV**



**FRONT VIEW W/O STRAINER/SRV**

|  |             |                                    |         |   |                    |
|--|-------------|------------------------------------|---------|---|--------------------|
| UNLESS OTHERWISE SPECIFIED:<br>DIMENSIONS ARE IN: INCHES (mm)<br>TOLERANCES ARE:<br>FRACTIONS DECIMALS ANGLES<br>± 1/2" .XX ± .01 ± 1/4"<br>XXX ± .005<br>XXXX ± .0005 |             | ENGINEERED FOR:<br><b>STANDARD</b> |         | <b>LAKOS</b> CLAUDE LAVAL CORP.<br>FRESNO, CALIFORNIA 93727<br>WWW.LAKOS.COM          |                    |
| DO NOT SCALE DRAWING   |             | APPROVALS                          | DATE    | TITLE<br>TPX-0065-SRV, TCX SYSTEM HRF-930 VESSEL,<br>SWEEPER HTX-0038, 460V 60HZ PLUS |                    |
| MATERIAL<br>PER LAKOS SPEC   | ENGR<br>HSK | ADJ                                | 2/18/05 | SIZE<br>C   | MODEL NO.          |
| FINISH<br>AS ASSEMBLED   | MFG<br>-    | ENGR<br>HSK                        | 3/9/05  | DWG NO.<br><b>123371</b>  | REV.<br>-          |
| WORK ORDER   |             | QTY.                               |         | SCALE<br>1:12   | EST. WT.<br>589 lb |
|  |             |                                    |         | SHEET<br>1 OF 1   |                    |

DWG. NO. 123371 SH 1 REV -