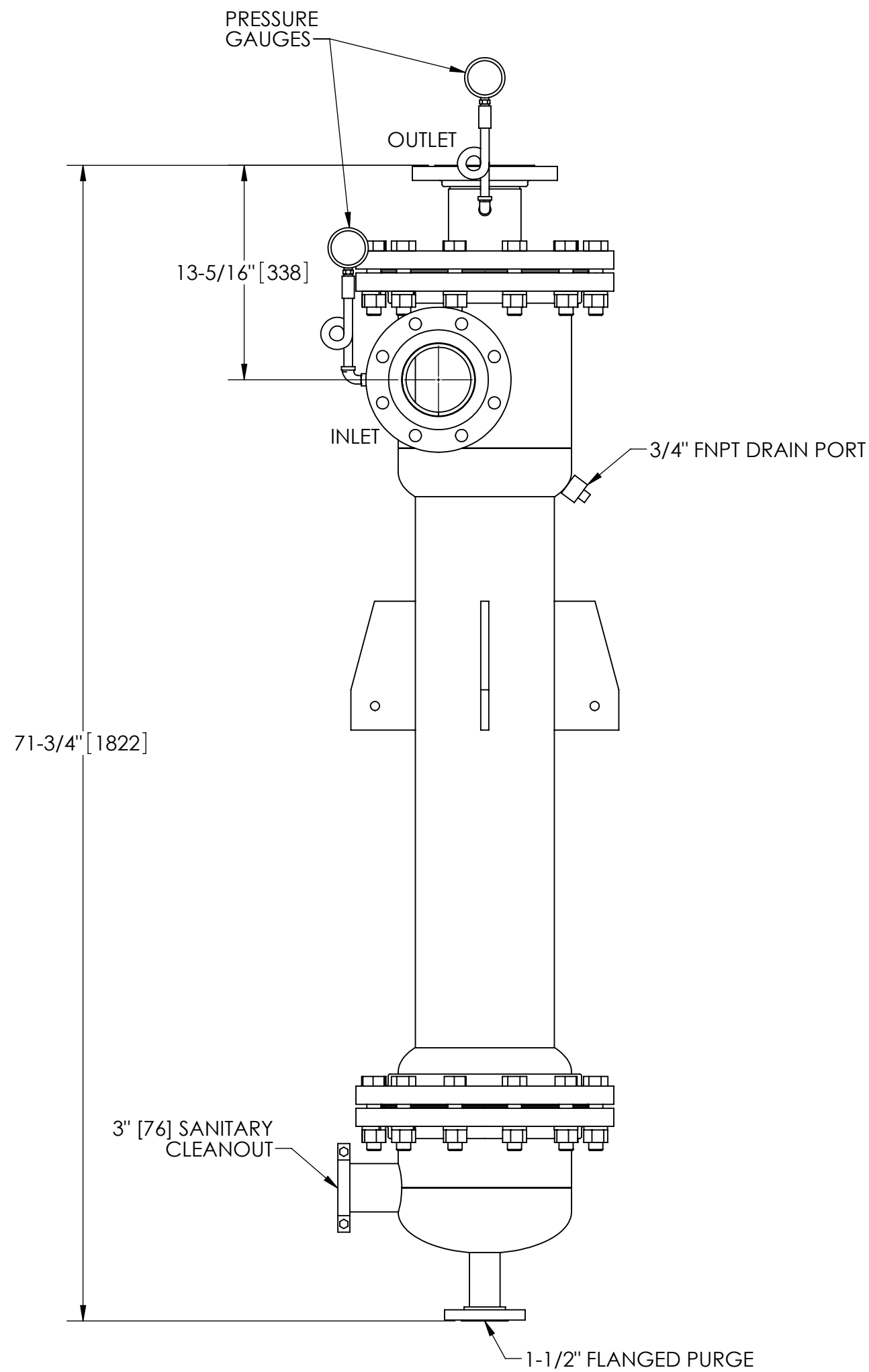


EXCEPT AS OTHERWISE PROVIDED BY CONTRACT, THIS DRAWING AND SPECIFICATIONS SHALL NOT BE REPRODUCED, COPIED OR USED AS THE BASIS FOR MANUFACTURE OR SALE OF MATTER DEPICTED HEREIN WITHOUT THE EXPRESSED WRITTEN PERMISSION OF THE CLAUDE LAVAL CORPORATION, OR ITS ASSIGNEES.

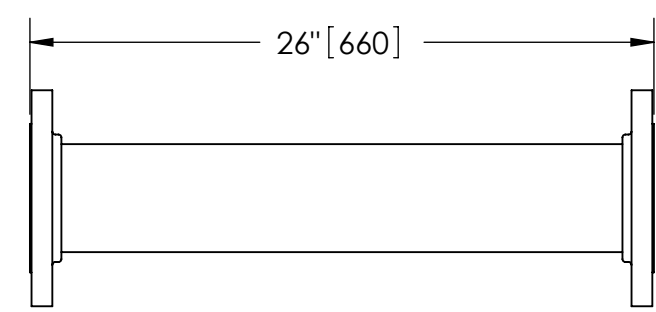
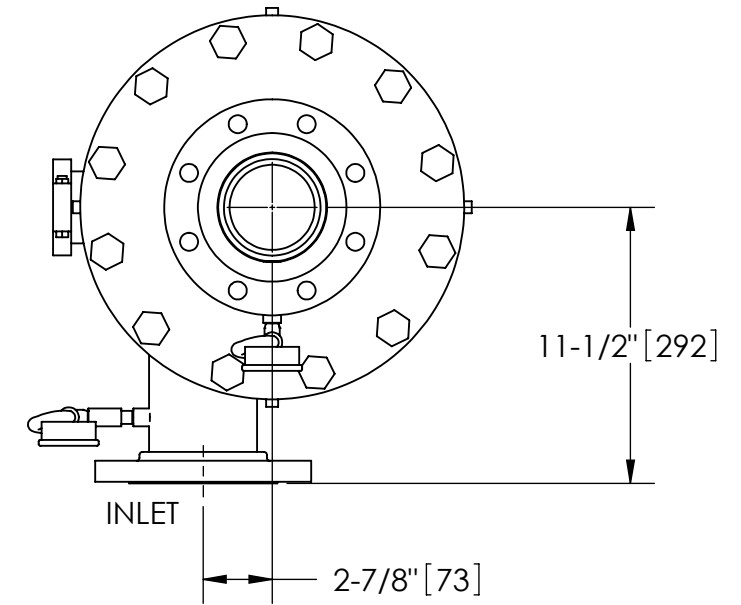
NOTES:

1. INLET & OUTLET FLANGES ARE 4" 150# RF PER ANSI B16.5 REQUIRING 8X Ø 5/8" BOLTS (BOLTS AND GASKETS NOT INCLUDED).
2. MAXIMUM PRESSURE: 100 psi (6.9 bar).
3. MAXIMUM TEMPERATURE: 400°F (204°C).
4. PRESSURE LOSS: 3-12 psi (.2-.8 bar) AT RATED FLOW.
5. RATED FLOW: 250-400 gpm (57-90 m³/hr).
6. APPROXIMATE DRY WEIGHT: 435 lbs (197 kg).
7. FINISH: GLASS BLAST (EXTERIOR ONLY).
8. THREADED CONNECTIONS SEALED USING TEFLON PASTE SEALANT JOHN CRANE JC-30 OR EQUIVALENT.
9. GASKETS: SPIRAL WOUND, 304 SS W/PTFE FILLER.



REVISIONS				
ECN	REV.	DESCRIPTION	DATE	APPROVED

THIS DRAWING HAS BEEN GENERATED AND IS MAINTAINED BY A CAD SYSTEM. CHANGES SHALL ONLY BE INCORPORATED AS DIRECTED BY AN APPROVED ENGINEERING CHANGE ORDER (ECO). PAPER COPIES ARE UNCONTROLLED.



**FLANGED SPOOL**  
MODEL FS-04/S4 (AVAILABLE SEPARATELY)  
REQUIRED FOR REMOVAL OF TOP ASSEMBLY

**SUBMITTAL DRAWING**

This drawing is submitted for spatial consideration only. Do not pre-plumb to these dimensions.

UNLESS OTHERWISE SPECIFIED: DIMENSIONS ARE IN: INCHES (mm) TOLERANCES ARE: FRACTIONS DECIMALS ANGLES ± 1" .XX ± .01 ± 1/4° XXX ± .005 XXXX ± .0005		ENGINEERED FOR: <b>STANDARD</b>		CLAUDE LAVAL CORP. FRESNO, CALIFORNIA 93727 WWW.LAKOS.COM		LAVAL UNDERGROUND SURVEYS	
DO NOT SCALE DRAWING		APPROVALS	DATE	TITLE			
MATERIAL TYPE 304L STAINLESS STEEL		DRAWN AMF	2/8/11	CSX-0250-HV/S4, SEPARATOR, 250-400 gpm, 304L SS			
FINISH GLASS BLAST		ENGR -	-	SIZE C	MODEL NO.	DWG NO. <b>118184</b>	REV. A
		WORK ORDER	QTY.	SCALE 1:8	EST. WT. 435 lb	SHEET 1 OF 1	