

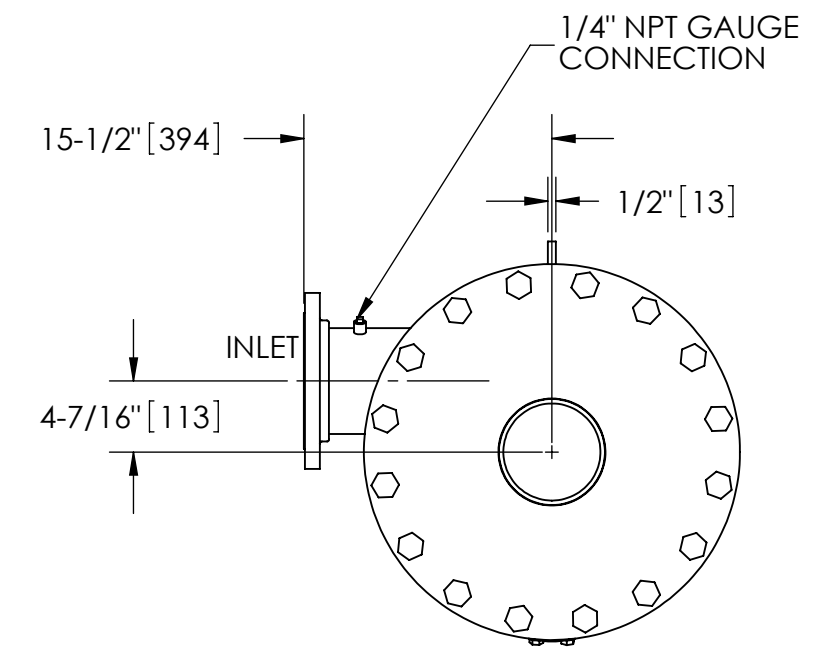
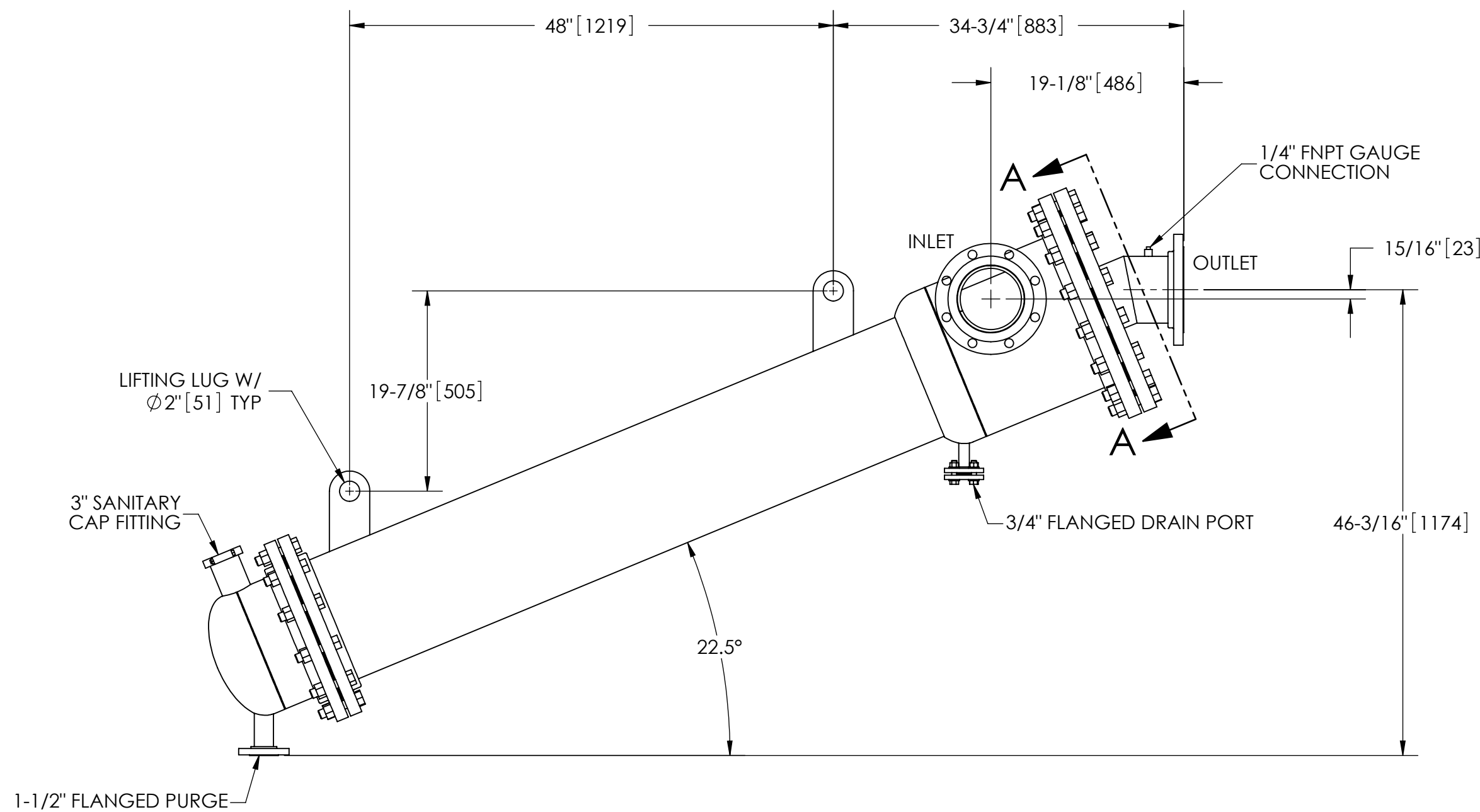
EXCEPT AS OTHERWISE PROVIDED BY CONTRACT, THIS DRAWING AND SPECIFICATIONS SHALL NOT BE REPRODUCED, COPIED OR USED AS THE BASIS FOR MANUFACTURE OR SALE OF MATTER DEPICTED HEREIN WITHOUT THE EXPRESSED WRITTEN PERMISSION OF THE CLAUDE LAVAL CORPORATION, OR ITS ASSIGNEES.

NOTES:

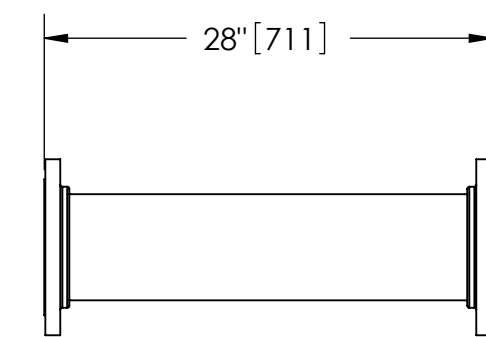
1. INLET & OUTLET FLANGES ARE 6" 150# RF PER ANSI B16.5 REQUIRING 8X Ø3/4" BOLTS (BOLTS AND GASKETS NOT INCLUDED).
2. MAXIMUM PRESSURE: 100 psi (6.9 bar).
3. MAXIMUM TEMPERATURE: 400°F (204°C).
4. PRESSURE LOSS: 3-12 psi (.2-.8 bar) AT RATED FLOW.
5. RATED FLOW: 815-1500 gpm (185-340 m³/hr).
6. APPROXIMATE DRY WEIGHT: 929 lbs (421 kg).
7. FINISH: LAKOS BLUE (EXTERIOR ONLY).
8. THREADED CONNECTIONS SEALED USING TEFLON PASTE SEALANT JOHN CRANE JC-30 OR EQUIVALENT.
9. GASKETS: SPIRAL WOUND, 304 SS W/PTFE FILLER.

REVISIONS				
ZONE	REV.	DESCRIPTION	DATE	APPROVED

THIS DRAWING HAS BEEN GENERATED AND IS MAINTAINED BY A CAD SYSTEM. CHANGES SHALL ONLY BE INCORPORATED AS DIRECTED BY AN APPROVED ENGINEERING CHANGE ORDER (ECO). PAPER COPIES ARE UNCONTROLLED.



SECTION A-A



FLANGED SPOOL
MODEL FS-06 (AVAILABLE SEPARATELY)
REQUIRED REMOVAL OF TOP ASSEMBLY

SUBMITTAL DRAWING

This drawing is submitted for spatial consideration only. Do not pre-plumb to these dimensions.

UNLESS OTHERWISE SPECIFIED: DIMENSIONS ARE IN: INCHES [mm] TOLERANCES ARE: FRACTIONS DECIMALS ANGLES ± 1/4" .XX ± .01 ± 1/4° .XXX ± .005 .XXXX ± .0005		ENGINEERED FOR: STANDARD		CLAUDE LAVAL CORP. FRESNO, CALIFORNIA 93727 WWW.LAKOS.COM		LAVAL UNDERGROUND SURVEYS	
DO NOT SCALE DRAWING		APPROVALS	DATE	TITLE			
MATERIAL CLASS P-1 MILD CARBON STEEL		DRAWN DLW	1/16/07	CSX-0815-HL, SEPARATOR, 815-1500 gpm, CARBON STEEL			
FINISH LAKOS BLUE		ENGR DLW	1/16/07	SIZE C	MODEL NO.	DWG NO. 118193	REV. D
		WORK ORDER	QTY.	SCALE 1:12	EST. WT. 929 lb	SHEET 1 OF 1	

DWG. NO. 118193 SH 1 REV. D