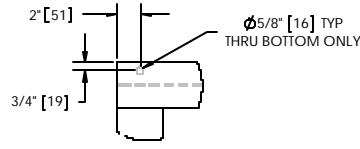
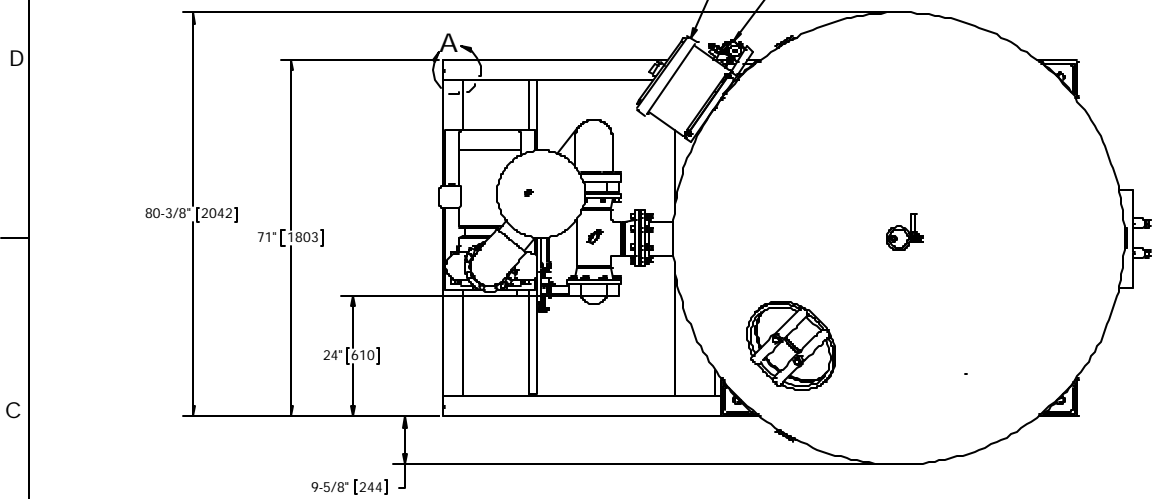


EXCEPT AS OTHERWISE PROVIDED BY CONTRACT, THIS DRAWING AND SPECIFICATIONS SHALL NOT BE REPRODUCED, COPIED OR BIDD AS THE BASIS FOR MANUFACTURE OR SALE OF MATTER DEVICED HEREIN WITHOUT THE EXPRESSED WRITTEN PERMISSION OF THE CLAUDE LAVAL CORPORATION, OR ITS ASSIGNEES.

THIS DRAWING HAS BEEN GENERATED AND IS MAINTAINED BY A CAD SYSTEM. CHANGES SHALL ONLY BE INCORPORATED AS DIRECTED BY AN APPROVED ENGINEERING CHANGE ORDER (ECO). PAPER COPIES ARE UNCONTROLLED.

REVISIONS				
ZONE	REV.	DESCRIPTION	DATE	APPROVED



DETAIL A
SCALE 1:8

NOTES:

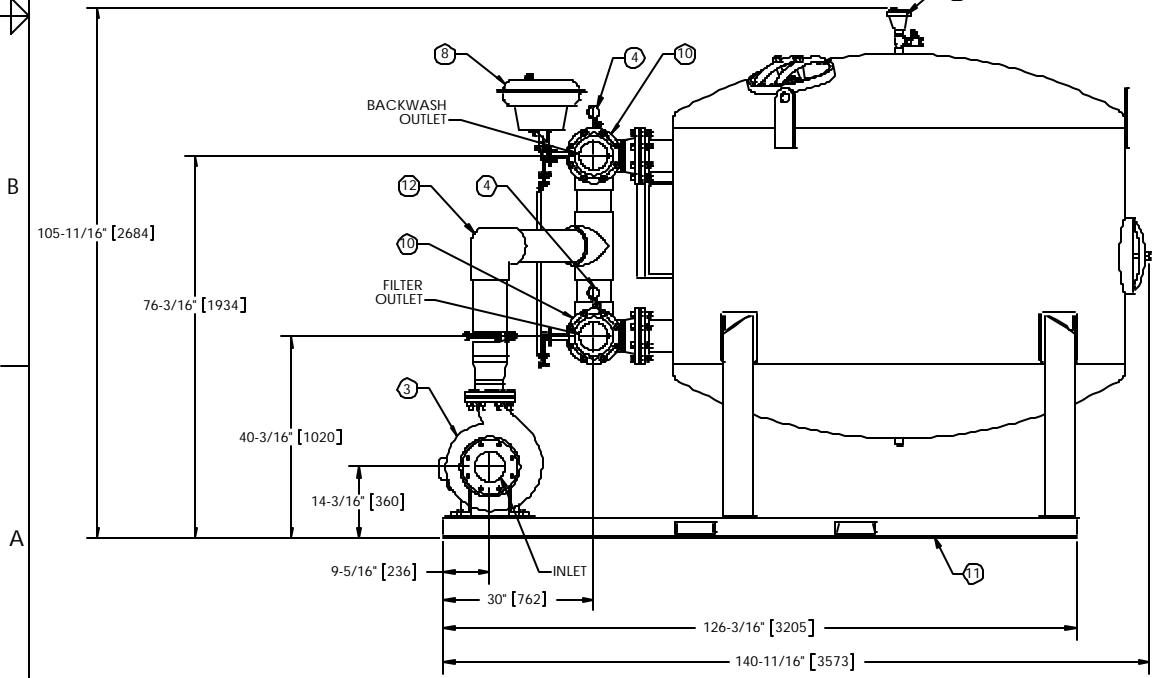
1. INLET IS 6" PIPE (ANSI FLANGE).
2. OUTLET IS 6" PIPE (150# ANSI FLANGE).
3. BACKWASH IS 6" PIPE (150# ANSI FLANGE).
4. MAXIMUM PRESSURE 50 psi (3.4 bar).
5. MAXIMUM OPERATING TEMPERATURE: 100°F (37.8°C).
6. SPECIFIED FLOWRATE OF 884 gpm (201 m³/hr).
7. SPECIFIED BACKWASH FLOWRATE OF 663 gpm (151 m³/hr).
8. FINISH: AS ASSEMBLED.
9. POWER REQUIREMENT: 460V, 3PH, 60HZ.
10. UL LISTED NEMA 4X MOTOR STARTER ENCLOSURE WITH SAFETY DISCONNECT, H.O.A. SWITCH, 24 HR BACKWASH TIMER, AND BACKWASH CYCLE TIMER.
11. APPROXIMATE DRY WEIGHT (NOT INCLUDING GRAVEL/SAND): 4345 lbs (1971 kg).
12. MINIMUM PIPE SIZE TO CTS SYSTEM IS 8" PIPE.
13. FLOODED SUCTION REQUIRED.

COMPONENT LIST:

- 1 ELECTRICAL CONTROL BOX 460V 60HZ W/120V TRANSFORMER.
- 2 MEDIA TANK: 90" CARBON STEEL.
- 3 PUMP: 15 HP CENTRIFUGAL, 1750 rpm, TEFC, 460V, 60HZ, CAST IRON.
- 4 INLET/OUTLET PRESSURE GAUGES: 0-100 psi, GLYCERIN-FILLED.
- 5 MEDIA: 10 MICRON AT 95% EFFICIENCY - STANDARD
5 MICRON AT 90% EFFICIENCY - OPTIONAL
- 6 UNDERDRAIN: S/80 PVC HEADER, S/40 SLOTTED PVC PIPE.
- 7 AIR RELIEF VALVE: 3/4" CAST IRON AUTOVENT W/MANUAL VALVE.
- 8 PNEUMATIC ACTUATOR: CAST IRON BODY, NEOPRENE DIAPHRAGM.
REQUIRED AIR PRESSURE FOR OPERATION: 15 psi (1.0 bar).
- 9 AIR REGULATOR & FILTER: 22 scfm (33 m³/hr) MAXIMUM AIRFLOW.
- 10 BUTTERFLY VALVE: CAST IRON BODY, EPDM SEATS.
- 11 CARBON STEEL SKID.
- 12 CARBON STEEL MANIFOLD PIPING.

SUBMITTAL DRAWING

This drawing is submitted for spatial consideration only. Do not pre-plumb to these dimensions.



UNLESS OTHERWISE SPECIFIED, DIMENSIONS ARE IN: INCHES (mm) TOLERANCES ARE: FRACTIONS DECIMALS ANGLES 1/4" ± .01 30 ± .01 ± .14° 3/16" ± .005 .005 ± .005	ENGINEERED FOR: STANDARD	APPROVALS	DATE
DO NOT SCALE DRAWING	DRAWN: JBI	12/20/07	TITLE: CTS-90-884-A-S, CS MEDIA SYSTEM, SYSTEM BW, AUTO, 3/60/480V
MATERIAL: PER LAKOS SPEC	ENGR: -	-	SCALE: 1:18
FINISH: AS ASSEMBLED	MFG: -	-	TT: WT: 4345 LB
WORK ORDER	QTY:	1	SHEET: 1 OF 1

LAKOS	CLAUDE LAVAL CORP. 18290, CALIFORNIA 91727 WWW.LAKOS.COM		LAVAL UNDERGROUND SURVEYS
MODEL NO. 128878		DWG NO. 128878	
SCALE: 1:18		SHEET: 1 OF 1	

DRAWING 128878 REV 01