

EXCEPT AS OTHERWISE PROVIDED BY CONTRACT, THIS DRAWING AND SPECIFICATIONS SHALL NOT BE REPRODUCED, COPIED OR USED AS THE BASIS FOR MANUFACTURE OR SALE OF MATTER DEPICTED HEREIN WITHOUT THE EXPRESSED WRITTEN PERMISSION OF THE LAKOS CORPORATION, OR ITS ASSIGNEES.

THIS DRAWING HAS BEEN GENERATED AND IS MAINTAINED BY A CAD SYSTEM. CHANGES SHALL ONLY BE INCORPORATED AS DIRECTED BY AN APPROVED ENGINEERING CHANGE ORDER (ECO). PAPER COPIES ARE UNCONTROLLED.

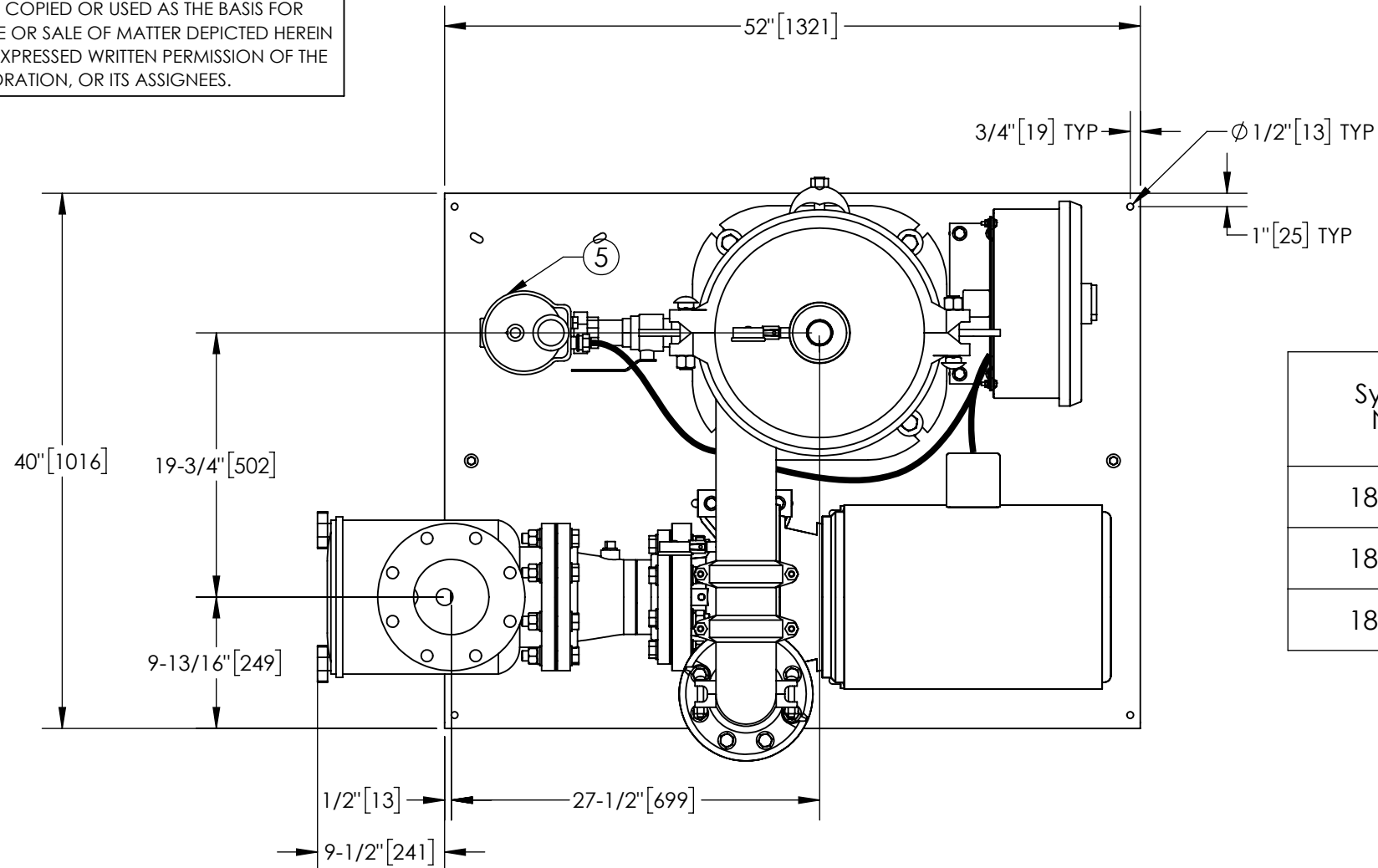
REVISION HISTORY				
ZONE	REV	DESCRIPTION	DATE	APPROVED
	A	RELEASED FOR SUBMITTAL	1/19/21	ADJ

**NOTES:**

- INLET IS 6" FLANGED (125# ANSI FLANGED).
- OUTLET IS 4" PIPE (GROOVED).
- PURGE OUTLET IS 1-1/2" PIPE.
- MAXIMUM PRESSURE: 150 psi (10.3 bar).
- MAXIMUM FLUID OPERATING TEMPERATURE: 100°F (37.8°C).
- MAXIMUM AIR OPERATING TEMPERATURE: 100°F (37.8°C).
- SPECIFIED FLOW RATES:  
 BASIN SWEEPING - 610 gpm (138 m³/hr).  
 SIDE STREAM & CLOSED LOOP- 610 gpm (138 m³/hr).
- FINISH: AS ASSEMBLED.
- POWER REQUIREMENT: 3/60/208 230 460V
- NEMA 4X MOTOR STARTER ENCLOSURE WITH SAFETY DISCONNECT AND H.O.A. SWITCH.
- APPROXIMATE DRY WEIGHT: 1551 lbs (703 kg).
- INLET/OUTLET VALVE KIT RECOMMENDED: SEE FACTORY.
- MINIMUM PIPE FROM TOWER BASIN TO TC SYSTEM IS 6" PIPE.
- FLOODED SUCTION REQUIRED.

**COMPONENT LIST:**

- ELECTRICAL CONTROL BOX 3/60/208 230 460V W/120V TRANSFORMER.
- SEPARATOR: eHTX-0260-V.
- PUMP: 20 HP CENTRIFUGAL, 1750 rpm, 3/60/208 230 460V.
- INLET/OUTLET PRESSURE GAUGES: 0-160 psi, GLYCERIN-FILLED.
- PURGE EQUIPMENT: EFS-15-120V.
- STRAINER SUCTION DIFFUSER.

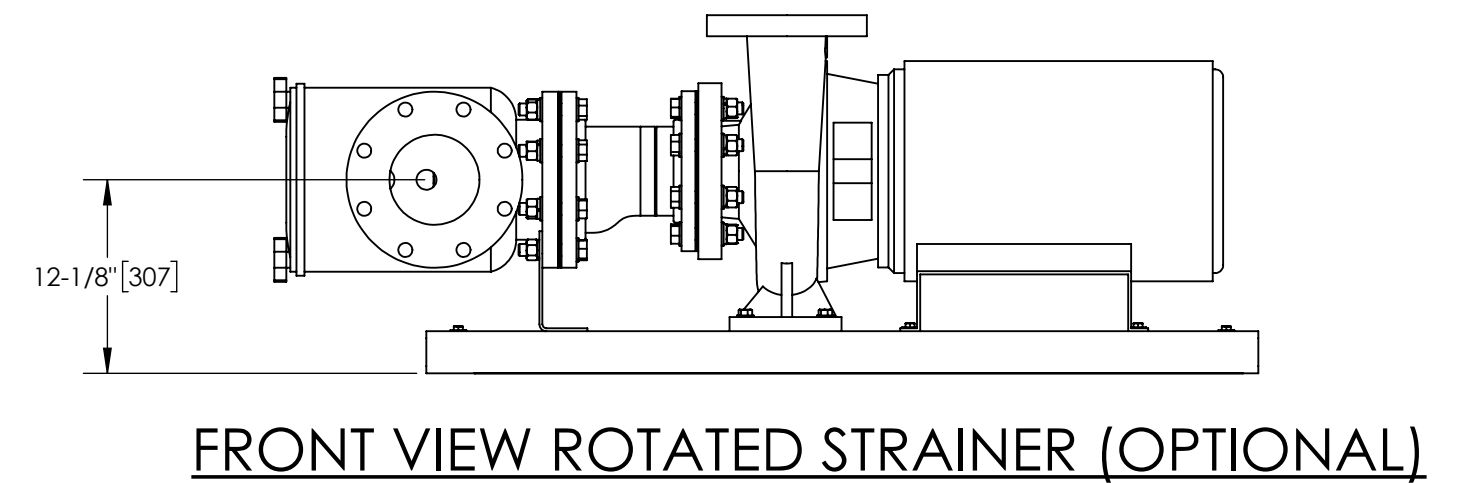


**TOP VIEW**

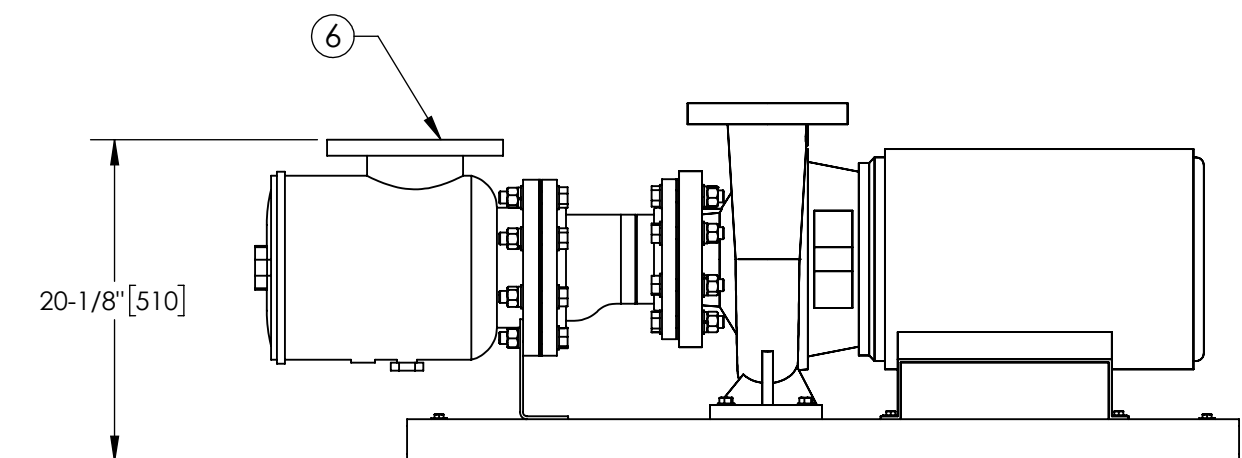
System Part Numbers	Electrical Box	Power Requirements
184853-208V	184630	3/60/208V
184853-230V	184634	3/60/230V
184853-460V	128794	3/60/460V

**SUBMITTAL DRAWING**

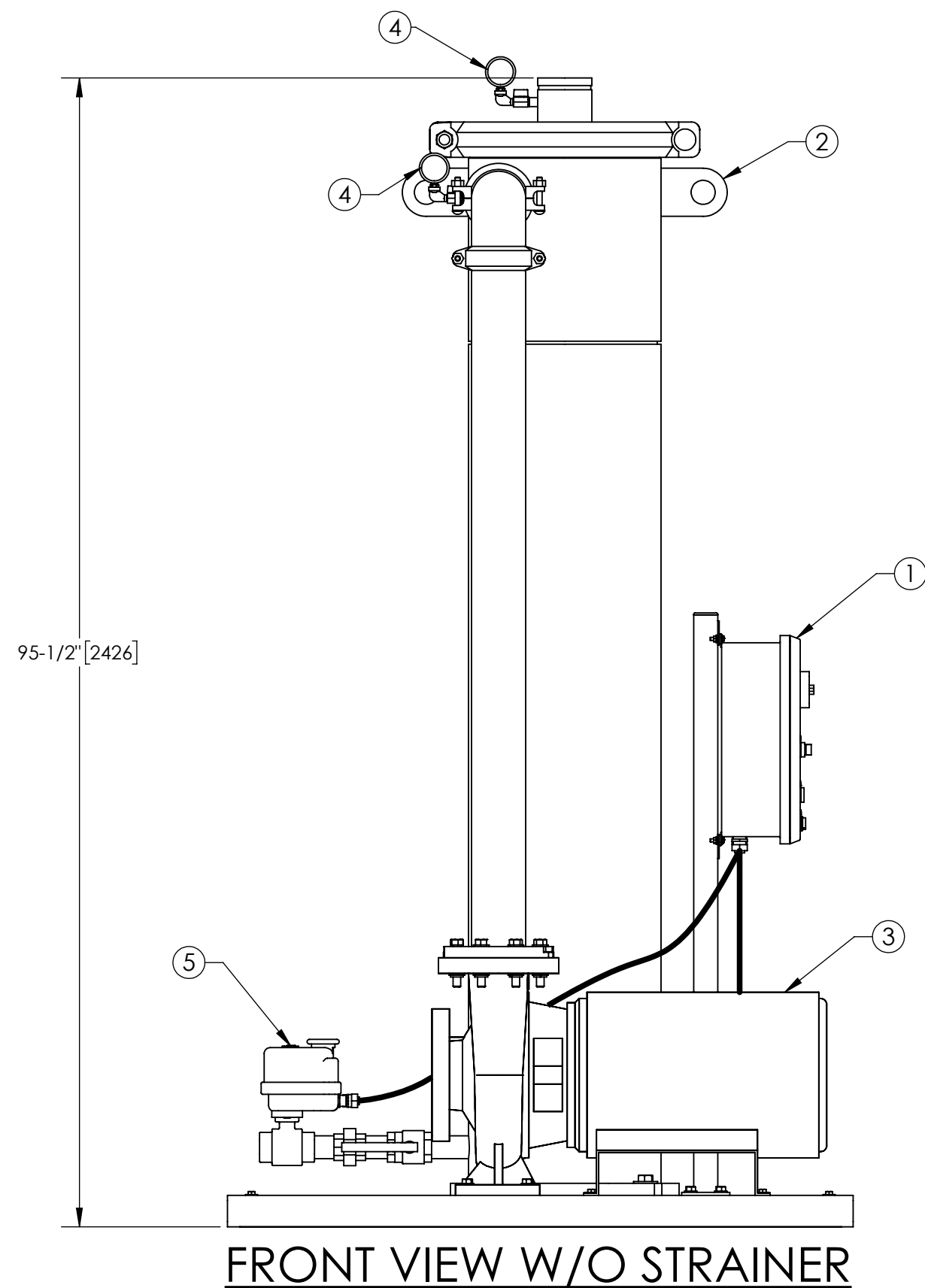
This drawing is submitted for spatial consideration only. Do not pre-plumb to these dimensions.



**FRONT VIEW ROTATED STRAINER (OPTIONAL)**



**FRONT VIEW PUMP & STRAINER**



**FRONT VIEW W/O STRAINER**

UNLESS OTHERWISE SPECIFIED: DIMENSIONS ARE IN: INCHES [mm] TOLERANCES ARE: FRACTIONS DECIMALS ANGLES ± 1" .XX ± .01 ± 1/4" .XXX ± .005 .XXXX ± .0005	ENGINEERED FOR: STANDARD		FRESNO, CALIFORNIA WWW.LAKOS.COM			
	APPROVALS	DATE				
	DO NOT SCALE DRAWING	DRAWN ADJ	1/27/21	TITLE eTCX-0610-EFS/ACPI TC SYSTEM HI EFF SWEEPER eHTX-0260 3/60/208 230 460V		
	MATERIAL PER LAKOS SPEC	ENGR	-			
FINISH AS ASSEMBLED	MFG	-	SIZE C	MODEL NO.	DWG NO. 184853	REV. A
	WORK ORDER	QTY.	SCALE 1:8	EST. WT. 1551 lb	SHEET 1 OF 1	

DWG NO. 184853  
 SHEET 1  
 REV. A