

4

3

2

1

EXCEPT AS OTHERWISE PROVIDED BY CONTRACT, THIS DRAWING AND SPECIFICATIONS SHALL NOT BE REPRODUCED, COPIED OR USED AS THE BASIS FOR MANUFACTURE OR SALE OF MATTER DEPICTED HEREIN WITHOUT THE EXPRESSED WRITTEN PERMISSION OF THE LAKOS CORPORATION, OR ITS ASSIGNEES.

THIS DRAWING HAS BEEN GENERATED AND IS MAINTAINED BY A CAD SYSTEM. CHANGES SHALL ONLY BE INCORPORATED AS DIRECTED BY AN APPROVED ENGINEERING CHANGE ORDER (ECO). PAPER COPIES ARE UNCONTROLLED.

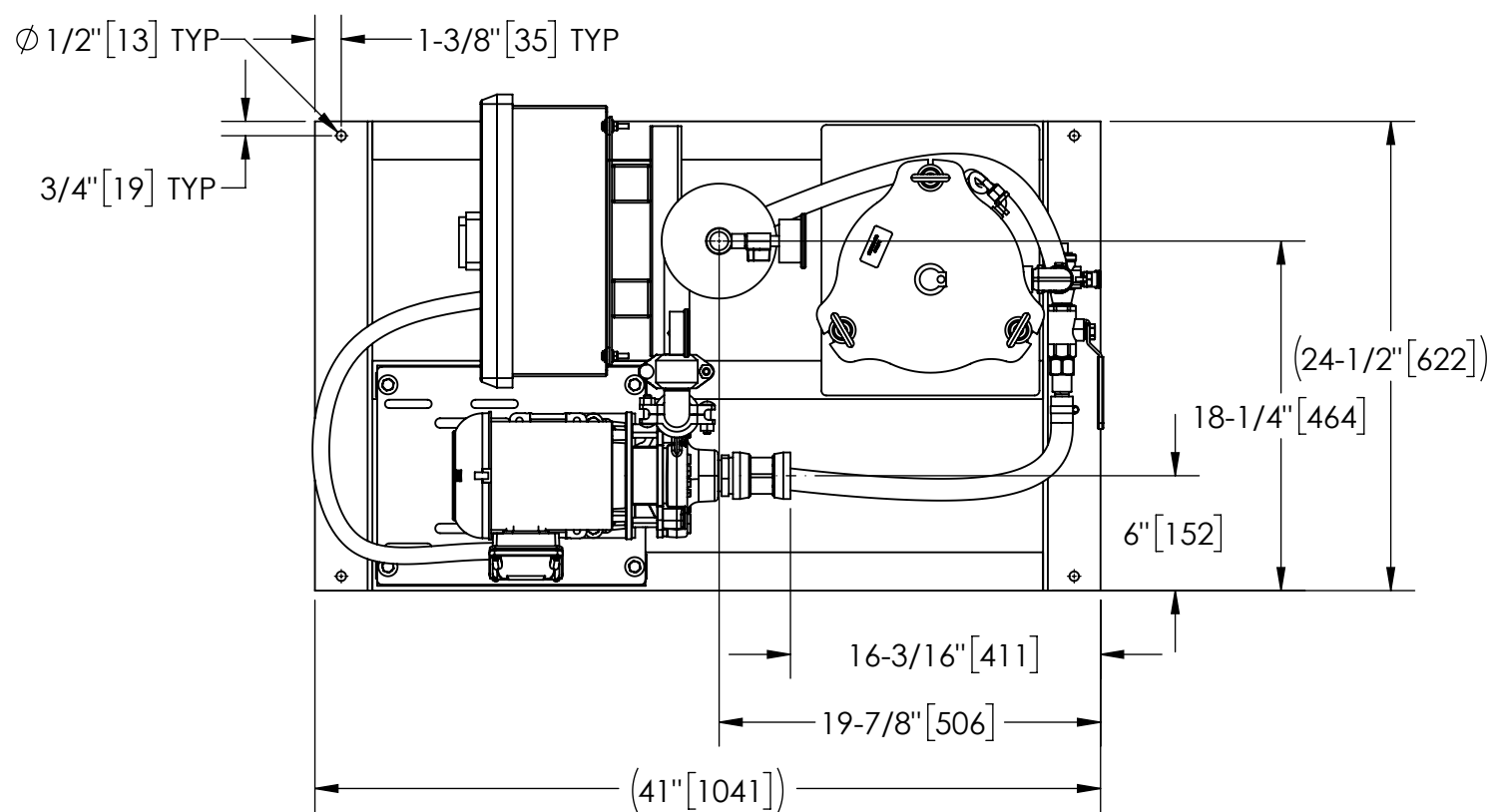
REVISIONS				
ZONE	REV.	DESCRIPTION	DATE	APPROVED

NOTES:

- INLET IS 1-1/2" PIPE (NPT).
- OUTLET IS 1" PIPE (GROOVED).
- PURGE OUTLET IS 3/4" NPT.
- MAXIMUM PRESSURE: 150 psi (10.3 bar).
- MAXIMUM FLUID TEMPERATURE: 140°F (60°C).
- SPECIFIED FLOWRATE OF 30 gpm (7 m³/hr).
- FINISH: AS ASSEMBLED.
- POWER REQUIREMENT: 3/60/460V.
- NEMA 4X MOTOR STARTER ENCLOSURE WITH SAFETY DISCONNECT AND H.O.A. SWITCH.
- APPROXIMATE DRY WEIGHT: 282 lbs (128 kg).
- INLET/OUTLET VALVE KIT, MODEL TCV-0030 RECOMMENDED.
- FLOODED SUCTION REQUIRED.

COMPONENT LIST

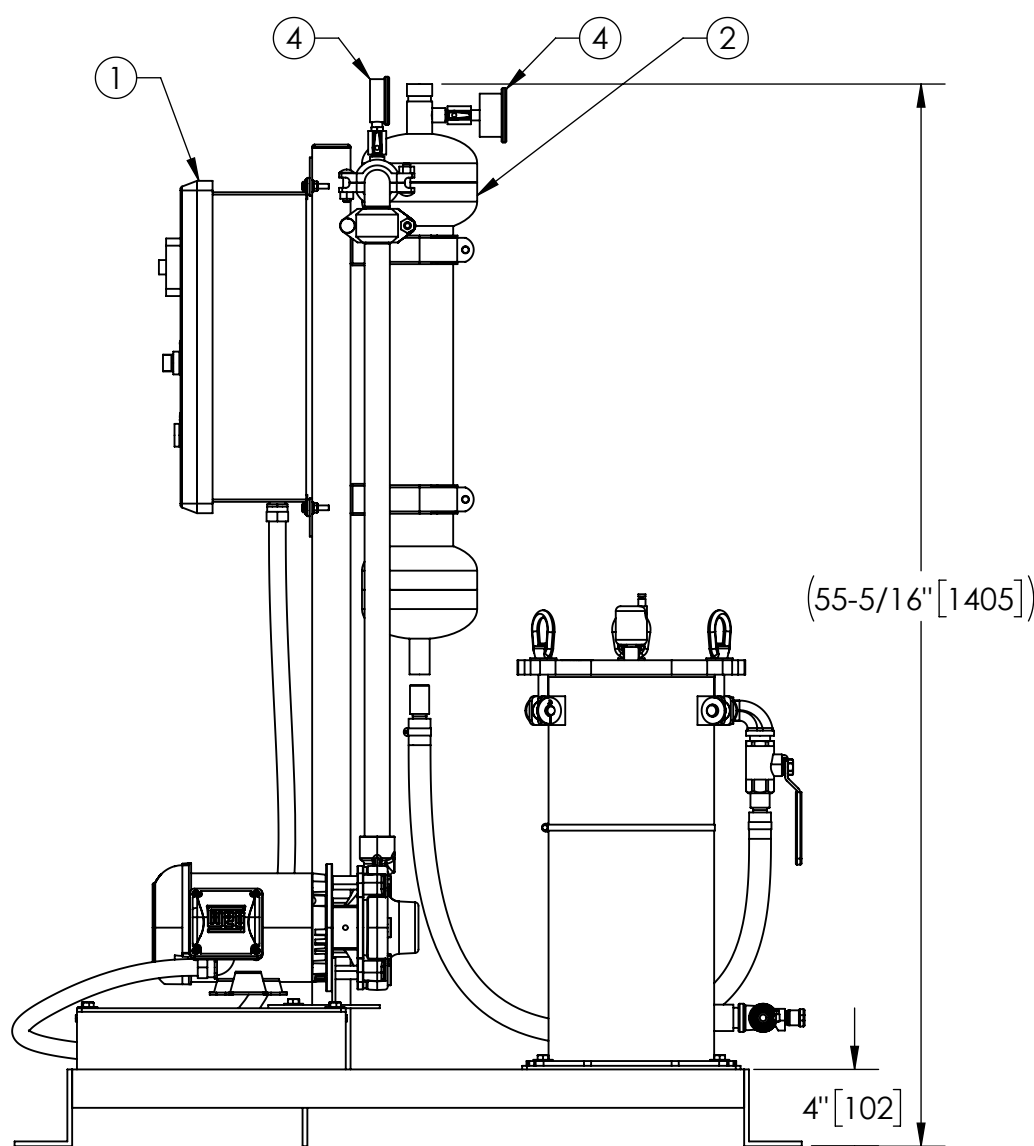
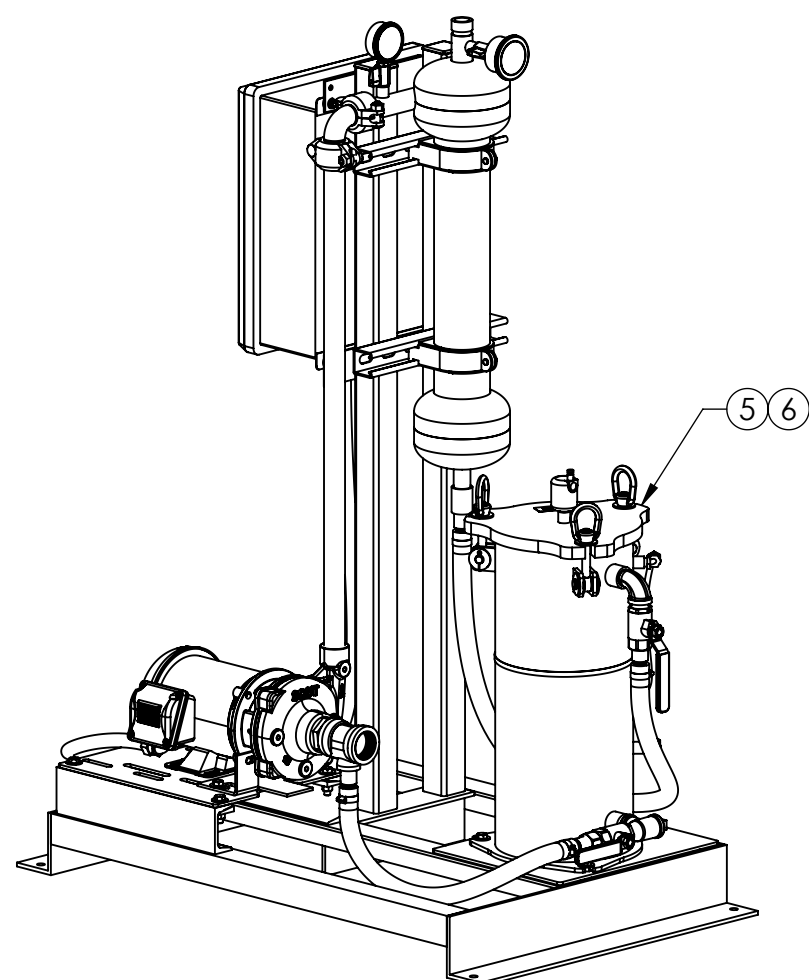
- ELECTRICAL CONTROL BOX: 3/60/460V, W/120V TRANSFORMER.
- SEPARATOR: ILB-0100.
- PUMP: 1 HP, CENTRIFUGAL, TEFC, 3500 rpm, 3/60/460V.
- INLET/OUTLET PRESSURE GAUGES: 0-160 psi, GLYCERIN-FILLED.
- PURGE EQUIPMENT: SRV-816.
- DIFFERENTIAL PRESSURE INDICATOR: (AVAILABLE WITH DRY CONTACT MODEL DEC-100. ORDER SEPARATELY.)



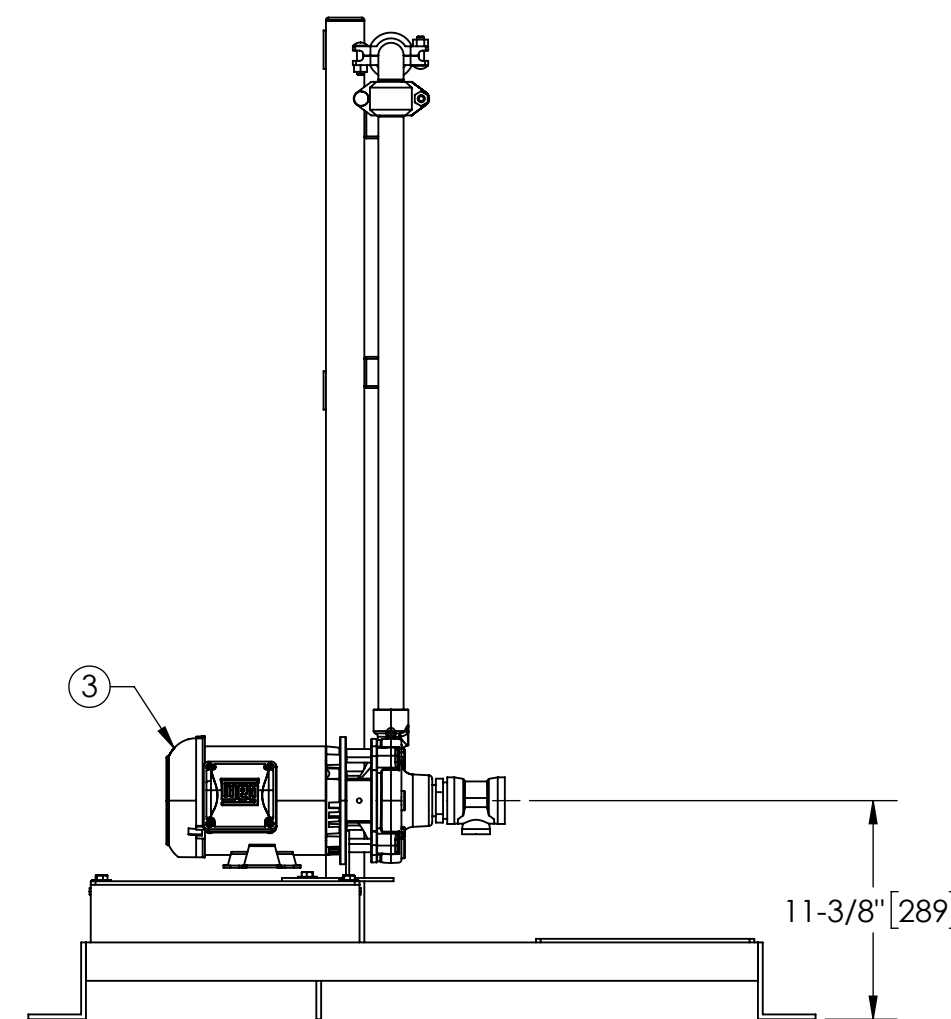
TOP VIEW

CONCEPTUAL DRAWING

This drawing is submitted for spatial & illustrative purposes only. Do not pre-plumb to these dimensions. Submittal drawings available upon request.



FRONT VIEW
SPOOL HIDDEN



FRONT VIEW
PUMP & SPOOL

SYSTEM MODELS	
POWER REQUIREMENT	SYSTEM PART NO.
3/60/208V	187692-208
3/60/230V	187692-230
3/60/460V	187692-460
3/60/575V	187692-575
OTHER	SEE FACTORY

UNLESS OTHERWISE SPECIFIED: DIMENSIONS ARE IN: INCHES (mm) TOLERANCES ARE: FRACTIONS DECIMALS ANGLES ± 1" .XX ± .01 ± 1/4° .XXX ± .005 .XXXX ± .0005		ENGINEERED FOR: STANDARD			
DO NOT SCALE DRAWING		APPROVALS	DATE	TITLE	
MATERIAL PER LAKOS SPEC		DRAWN AAM	2/7/24	TBI-0030-SRV/CS SKID, TB SYSTEM, SIDESTREAM ILB-0100, 3/60/460V	
FINISH AS ASSEMBLED		ENGR -	-	SIZE C	MODEL NO.
WORK ORDER		REVIEW -	-	DWG NO. 187692	REV. A
SCALE 1:10		EST. WT. 282 lb	SHEET 1 OF 1		

4

3

2

1

DWG. NO. 187692
SHEET 1
REV. A