

4

2

1

EXCEPT AS OTHERWISE PROVIDED BY CONTRACT, THIS DRAWING AND SPECIFICATIONS SHALL NOT BE REPRODUCED, COPIED OR USED AS THE BASIS FOR MANUFACTURE OR SALE OF MATTER DEPICTED HEREIN WITHOUT THE EXPRESSED WRITTEN PERMISSION OF THE LAKOS CORPORATION, OR ITS ASSIGNEES.

THIS DRAWING HAS BEEN GENERATED AND IS MAINTAINED BY A CAD SYSTEM. CHANGES SHALL ONLY BE INCORPORATED AS DIRECTED BY AN APPROVED ENGINEERING CHANGE ORDER (ECO). PAPER COPIES ARE UNCONTROLLED.

REVISION HISTORY				
ZONE	REV	DESCRIPTION	DATE	APPROVED
	A	RELEASED FOR SUBMITTAL	1/5/21	ADJ

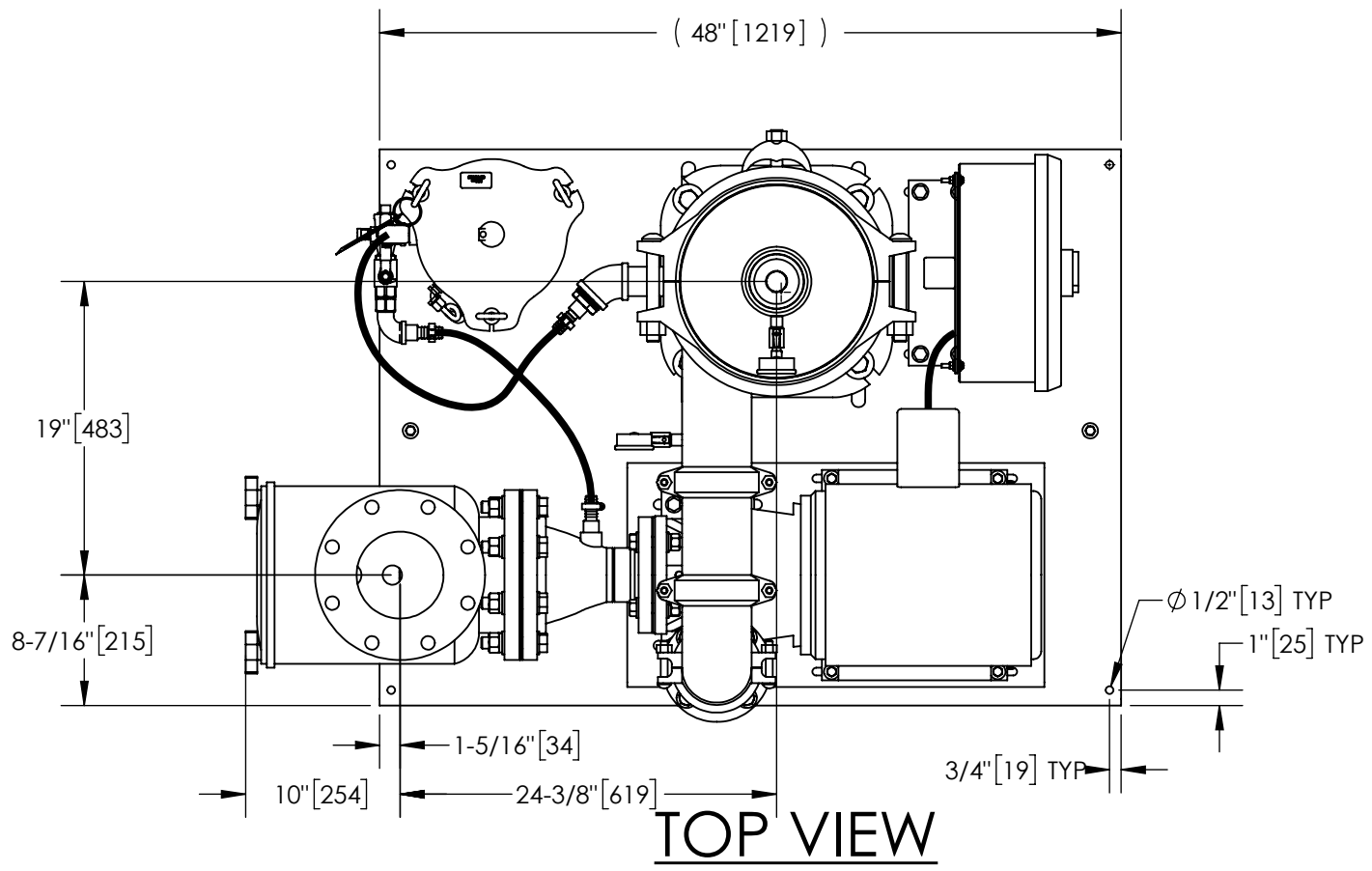
NOTES:

- INLET IS 6" FLANGED (125# ANSI FLANGED).
- OUTLET IS 4" PIPE (GROOVED).
- PURGE OUTLET IS 1-1/2" PIPE.
- MAXIMUM PRESSURE: 150 psi (10.3 bar).
- MAXIMUM FLUID OPERATING TEMPERATURE: 100°F (37.8°C).
- MAXIMUM AIR OPERATING TEMPERATURE: 100°F (37.8°C).
- SPECIFIED FLOW RATES:
 BASIN SWEEPING - 310 gpm (70 m³/hr).
 SIDE STREAM & CLOSED LOOP- 365 gpm (83 m³/hr).
- FINISH: AS ASSEMBLED.
- POWER REQUIREMENT: 3/60/208 230 460V
- NEMA 4X MOTOR STARTER ENCLOSURE WITH SAFETY DISCONNECT AND H.O.A. SWITCH.
- APPROXIMATE DRY WEIGHT: 1285 lbs (601 kg).
- INLET/OUTLET VALVE KIT RECOMMENDED: SEE FACTORY.
- MINIMUM PIPE FROM TOWER BASIN TO TC SYSTEM IS 6" PIPE.
- FLOODED SUCTION REQUIRED.

System Part Numbers	Electrical Box	Power Requirements
184847-208V	184629	3/60/208V
184847-230V	184633	3/60/230V
184847-460V	129026	3/60/460V

COMPONENT LIST:

- ELECTRICAL CONTROL BOX 3/60/208 230 460V W/120V TRANSFORMER.
- SEPARATOR: eHTX-0140-V.
- PUMP: 7.5 HP CENTRIFUGAL, 1750 rpm, 3/60/208 230 460V.
- INLET/OUTLET PRESSURE GAUGES: 0-160 psi, GLYCERIN-FILLED.
- PURGE EQUIPMENT: SRV-833.
- STRAINER SUCTION DIFFUSER.



SUBMITTAL DRAWING

This drawing is submitted for spatial consideration only. Do not pre-plumb to these dimensions.

D

D

C

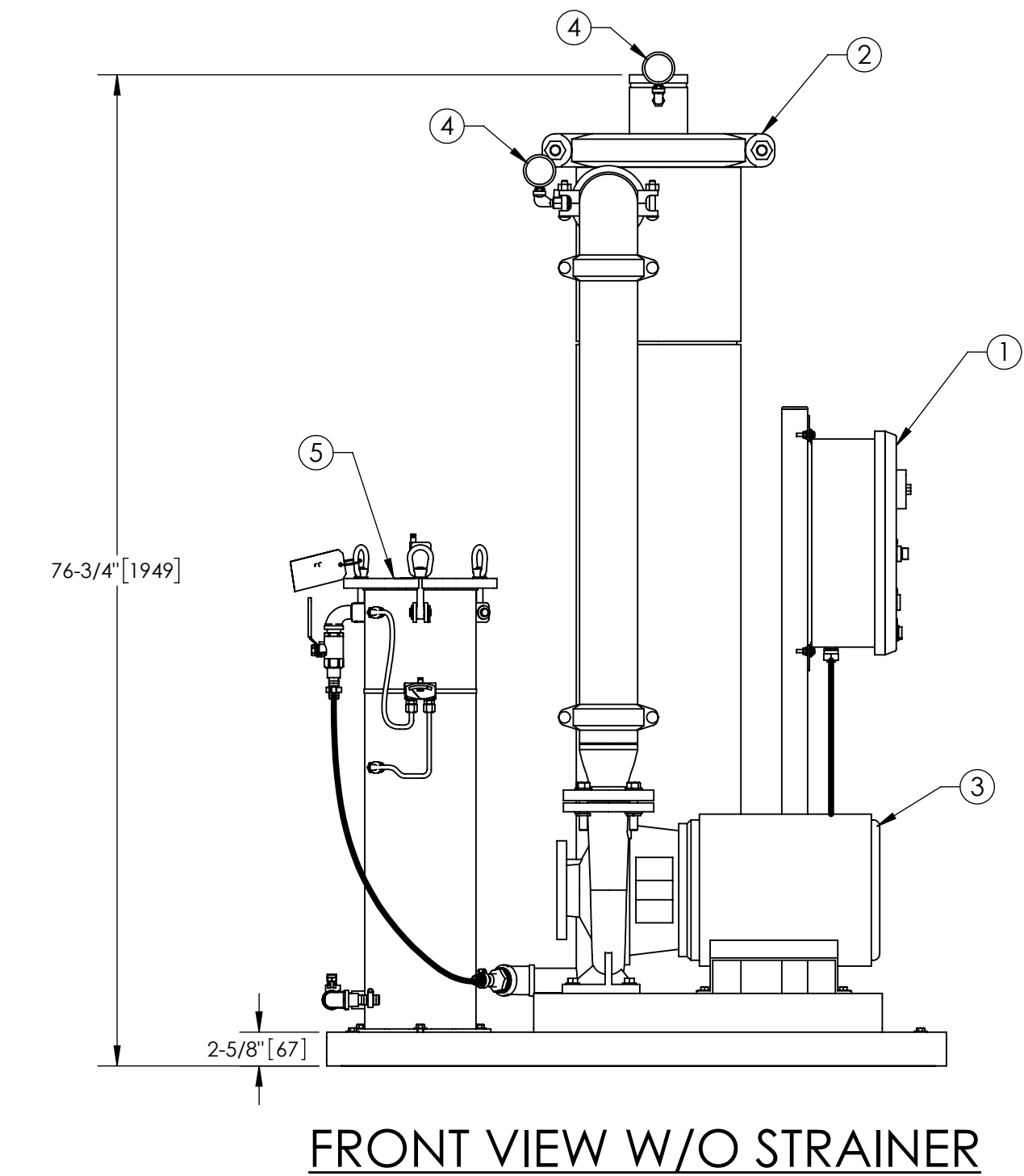
C

B

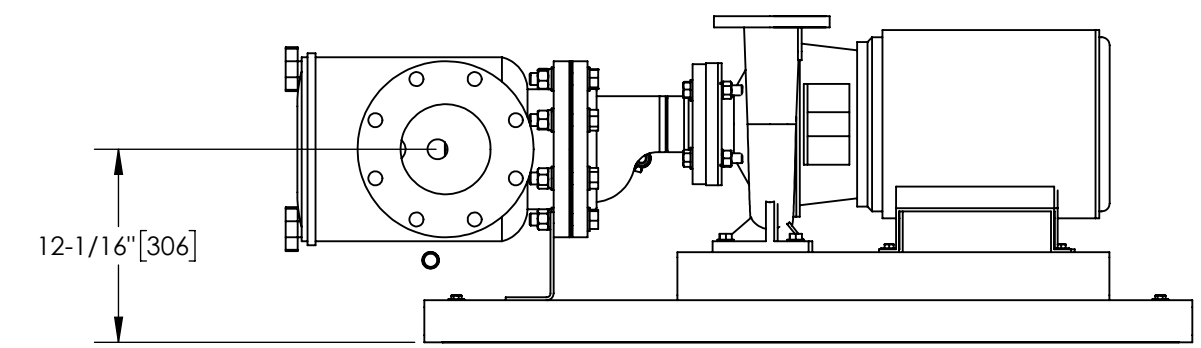
B

A

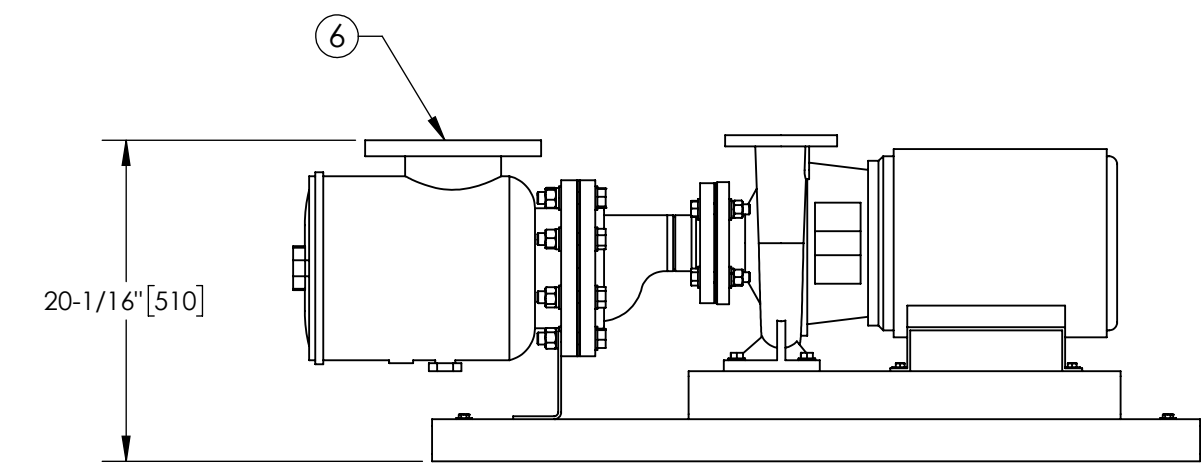
A



FRONT VIEW W/O STRAINER



FRONT VIEW ROTATED STRAINER (OPTIONAL)



FRONT VIEW PUMP & STRAINER

UNLESS OTHERWISE SPECIFIED: DIMENSIONS ARE IN: INCHES (mm) TOLERANCES ARE: FRACTIONS DECIMALS ANGLES ± 1" .XX ± .01 ± 1/4" .XXX ± .005 .XXXX ± .0005	ENGINEERED FOR: STANDARD		
	APPROVALS	DATE	TITLE
	DRAWN ADJ	1/15/21	eTCX-0310-SRV/ACP1 TC SYSTEM HI EFF SWEEPER eHTX-0140 3/60/208 230 460V
	DO NOT SCALE DRAWING	ENGR -	-
MATERIAL PER LAKOS SPEC	MFG -	-	SIZE MODEL NO. DWG NO. 184847 REV. A
FINISH AS ASSEMBLED	WORK ORDER	QTY.	SCALE 1:8 EST. WT. 1285 lb SHEET 1 OF 1

4

3

2

1

DWG NO.

184847

SHT

1

REV

A