

4

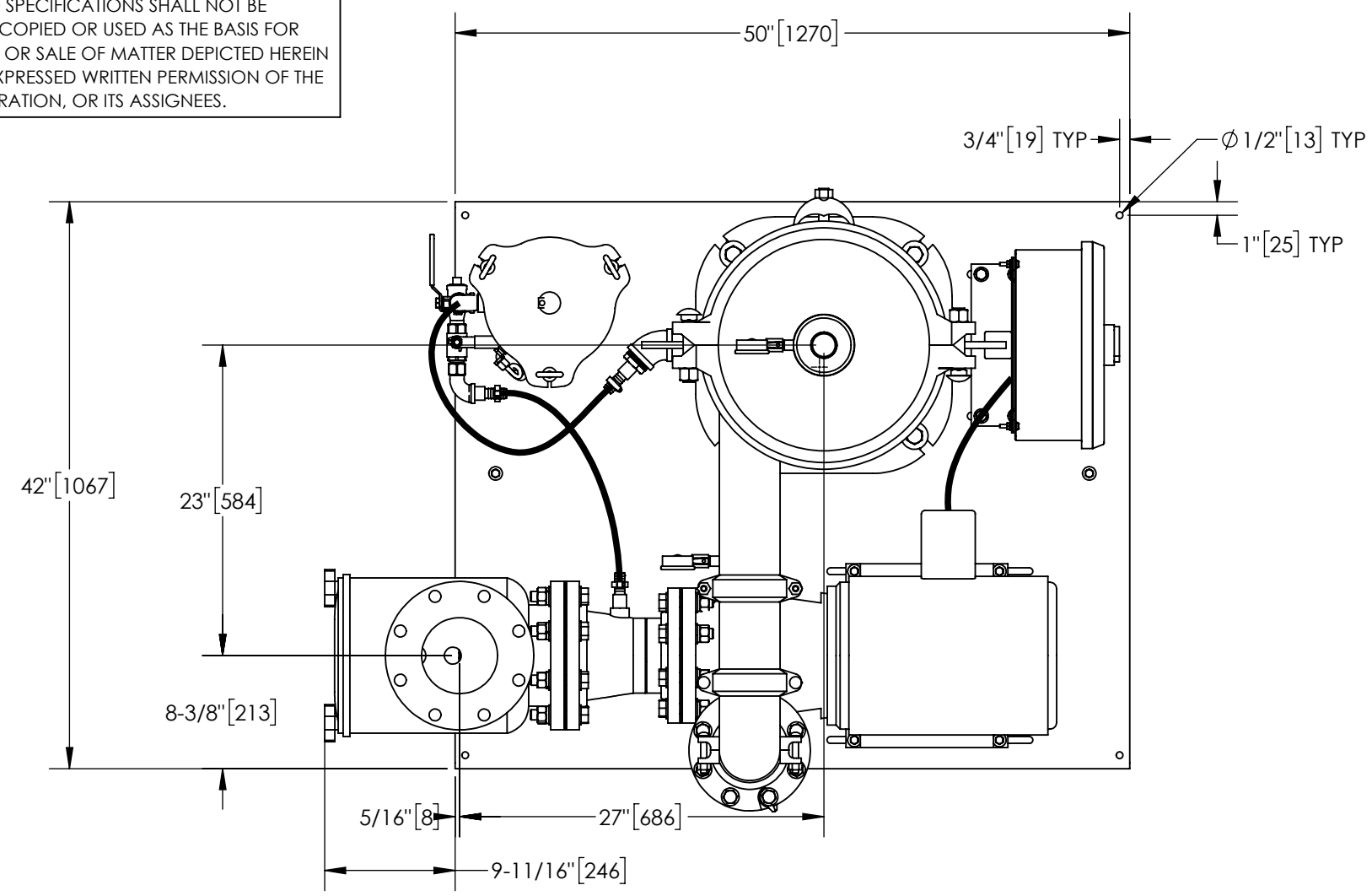
2

1

EXCEPT AS OTHERWISE PROVIDED BY CONTRACT, THIS DRAWING AND SPECIFICATIONS SHALL NOT BE REPRODUCED, COPIED OR USED AS THE BASIS FOR MANUFACTURE OR SALE OF MATTER DEPICTED HEREIN WITHOUT THE EXPRESSED WRITTEN PERMISSION OF THE LAKOS CORPORATION, OR ITS ASSIGNEES.

THIS DRAWING HAS BEEN GENERATED AND IS MAINTAINED BY A CAD SYSTEM. CHANGES SHALL ONLY BE INCORPORATED AS DIRECTED BY AN APPROVED ENGINEERING CHANGE ORDER (ECO). PAPER COPIES ARE UNCONTROLLED.

REVISION HISTORY				
ZONE	REV	DESCRIPTION	DATE	APPROVED
	A	RELEASED FOR SUBMITTAL	2/1/21	ADJ



TOP VIEW

System Part Numbers	Electrical Box	Power Requirements
184860-208V	184629	3/60/208V
184860-230V	184633	3/60/230V
184860-460V	129026	3/60/460V

NOTES:

- INLET IS 6" FLANGED (125# ANSI FLANGED).
- OUTLET IS 4" PIPE (GROOVED).
- PURGE OUTLET IS 1-1/2" PIPE.
- MAXIMUM PRESSURE: 150 psi (10.3 bar).
- MAXIMUM FLUID OPERATING TEMPERATURE: 100°F (37.8°C).
- MAXIMUM AIR OPERATING TEMPERATURE: 100°F (37.8°C).
- SPECIFIED FLOW RATES:
 BASIN SWEEPING - 610 gpm (138 m³/hr).
 SIDE STREAM & CLOSED LOOP- 610 gpm (138 m³/hr).
- FINISH: AS ASSEMBLED.
- POWER REQUIREMENT: 3/60/208 230 460V
- NEMA 4X MOTOR STARTER ENCLOSURE WITH SAFETY DISCONNECT AND H.O.A. SWITCH.
- APPROXIMATE DRY WEIGHT: 1553 lbs. lbs (704 kg).
- INLET/OUTLET VALVE KIT RECOMMENDED: SEE FACTORY.
- MINIMUM PIPE FROM TOWER BASIN TO TC SYSTEM IS 6" PIPE.
- FLOODED SUCTION REQUIRED.

COMPONENT LIST:

- ELECTRICAL CONTROL BOX 3/60/208 230 460V W/120V TRANSFORMER.
- SEPARATOR: eHTX-0260-V.
- PUMP: 10 HP CENTRIFUGAL, 1750 rpm, 3/60/208 230 460V.
- INLET/OUTLET PRESSURE GAUGES: 0-160 psi, GLYCERIN-FILLED.
- PURGE EQUIPMENT: SRV 0833.
- STRAINER SUCTION DIFFUSER.

SUBMITTAL DRAWING

This drawing is submitted for spatial consideration only. Do not pre-plumb to these dimensions.

D

D

C

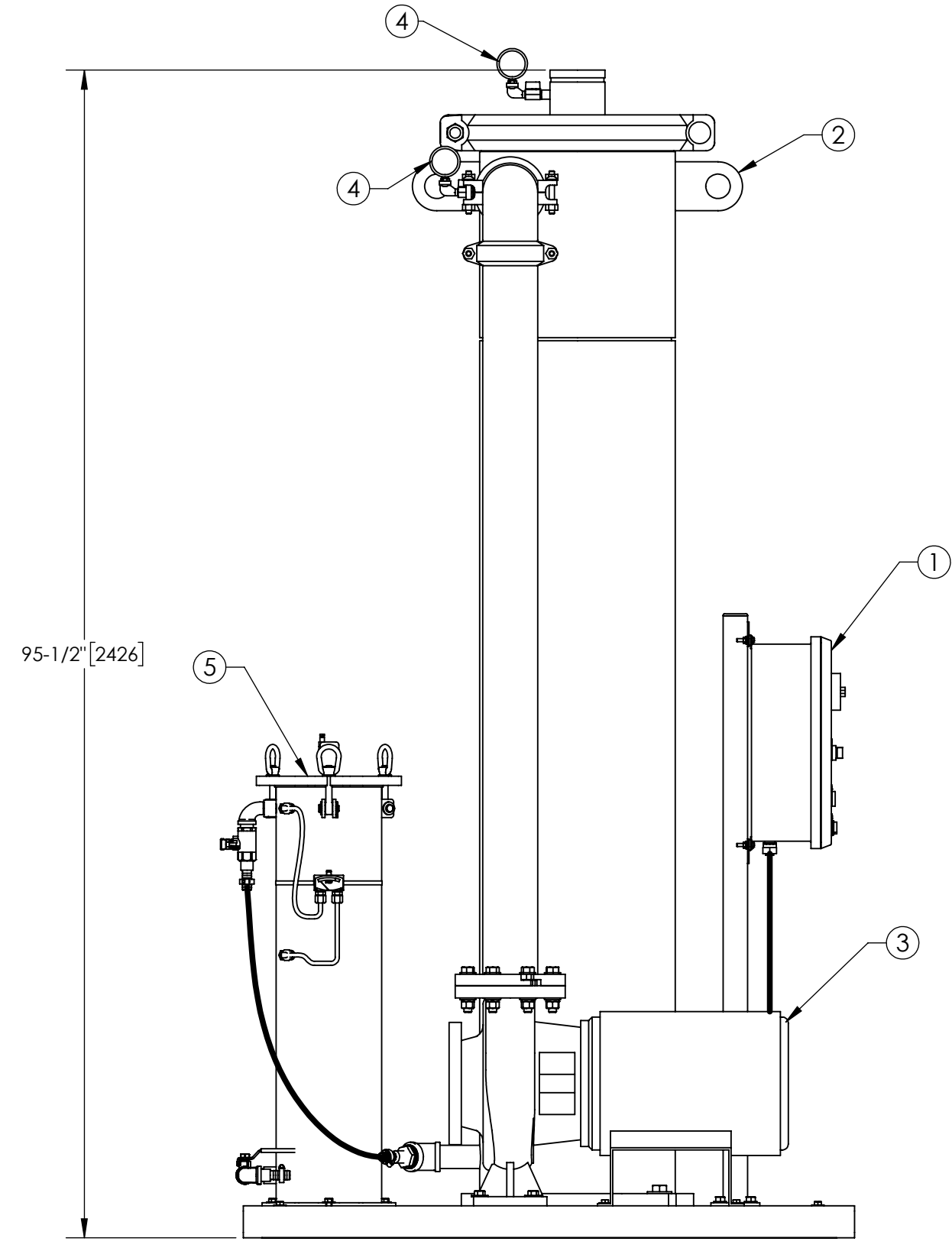
C

B

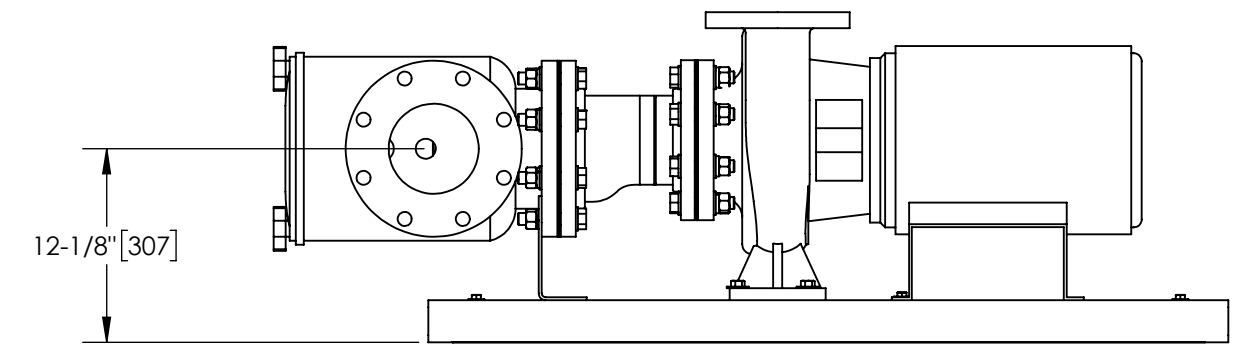
B

A

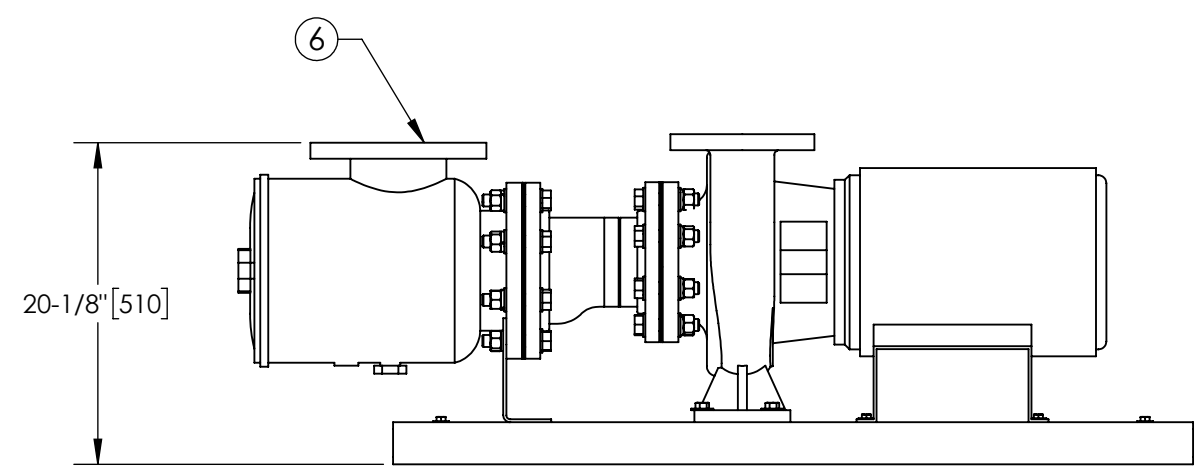
A



FRONT VIEW W/O STRAINER



FRONT VIEW ROTATED STRAINER (OPTIONAL)



FRONT VIEW PUMP & STRAINER

UNLESS OTHERWISE SPECIFIED: DIMENSIONS ARE IN: INCHES [mm] TOLERANCES ARE: FRACTIONS DECIMALS ANGLES $\pm 1"$.XX $\pm .01$ $\pm 1/4"$.XXX $\pm .005$.XXXX $\pm .0005$	ENGINEERED FOR:		FRESNO, CALIFORNIA WWW.LAKOS.COM					
	STANDARD							
	DO NOT SCALE DRAWING	APPROVALS	DATE	TITLE eTBX-0610-SRV/ACP1 TC SYSTEM HI EFF SIDESTRM eHTX-0260 3/60/208 230 460V				
	MATERIAL	DRAWN	ENGR					
FINISH	PER LAKOS SPEC	ENGR	-	-	SIZE C	MODEL NO. DWG NO. 184860	REV. A	
SCALE	AS ASSEMBLED	MFG	-	-				SCALE 1:8
		WORK ORDER		QTY.				

4

3

2

1

DWG NO.

184860

SHT

1

REV.

A