

4

3

2

1

EXCEPT AS OTHERWISE PROVIDED BY CONTRACT, THIS DRAWING AND SPECIFICATIONS SHALL NOT BE REPRODUCED, COPIED OR USED AS THE BASIS FOR MANUFACTURE OR SALE OF MATTER DEPICTED HEREIN WITHOUT THE EXPRESSED WRITTEN PERMISSION OF THE LAKOS CORPORATION, OR ITS ASSIGNEES.

THIS DRAWING HAS BEEN GENERATED AND IS MAINTAINED BY A CAD SYSTEM. CHANGES SHALL ONLY BE INCORPORATED AS DIRECTED BY AN APPROVED ENGINEERING CHANGE ORDER (ECO). PAPER COPIES ARE UNCONTROLLED.

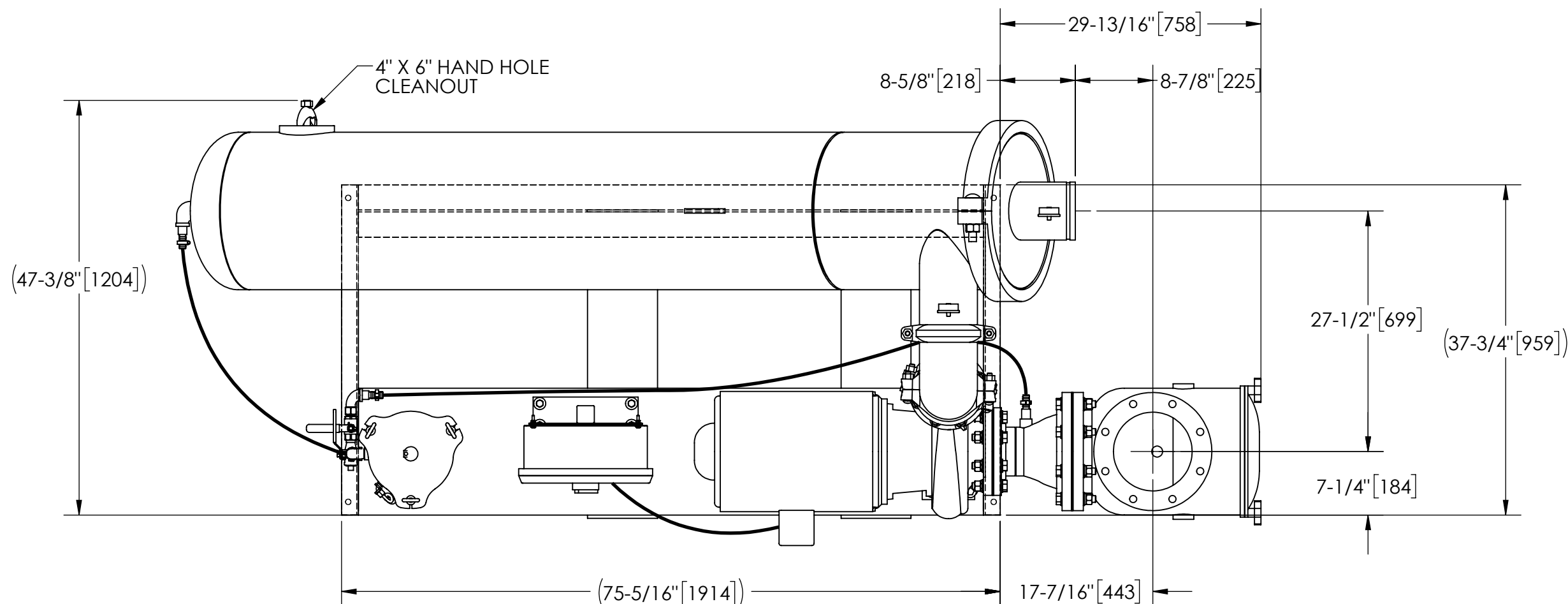
REVISION HISTORY				
ZONE	REV	DESCRIPTION	DATE	APPROVED
	01	RELEASED FOR SUBMITTAL	12/10/20	AAM

NOTES:

1. INLET IS 8" PIPE (125# ANSI FLANGED).
2. OUTLET IS 6" PIPE (GROOVED).
3. PURGE OUTLET IS 1-1/2" PIPE.
4. MAXIMUM PRESSURE: 150 psi (10.3 bar).
5. MAXIMUM FLUID TEMPERATURE: 100°F (37.8°C).
MAXIMUM AMBIENT AIR TEMPERATURE: 100°F (37.8°C).
6. SPECIFIED FLOWRATE OF 810 gpm (184 m³/hr).
7. FINISH: AS ASSEMBLED.
8. POWER REQUIREMENT: 3/60/208-230,460V. (CUSTOMER SPECIFIED)
9. NEMA 4X MOTOR STARTER ENCLOSURE WITH SAFETY DISCONNECT AND H.O.A. SWITCH.
10. APPROXIMATE DRY WEIGHT: 2211 lbs (1003 kg).
11. INLET/OUTLET VALVE KIT RECOMMENDED: SEE FACTORY.
12. MINIMUM PIPE FROM TOWER BASIN TO TC SYSTEM IS 8" PIPE.
13. FLOODED SUCTION REQUIRED. NPSHr = 9.1' @ 810 GPM

COMPONENT LIST:

- ① ELECTRICAL CONTROL BOX 3/60/208-230,460V W/120V TRANSFORMER.
- ② SEPARATOR: eHTX-0320-L-TC.
- ③ PUMP: 15 HP CENTRIFUGAL, 1760 rpm, 3/60/208-230,460V.
- ④ INLET/OUTLET PRESSURE GAUGES: 0-160 psi, GLYCERIN-FILLED.
- ⑤ PURGE EQUIPMENT: SRV-0833.
- ⑥ DIFFERENTIAL PRESSURE INDICATOR:
(AVAILABLE WITH DRY ELECTRIC CONTACT:
MODEL DHE-15-S. ORDER SEPARATELY).
- ⑦ STRAINER, SUCTION DIFFUSER (DIFFUSER SUPPORT WILL NOT BE SUPPLIED BY LAKOS)

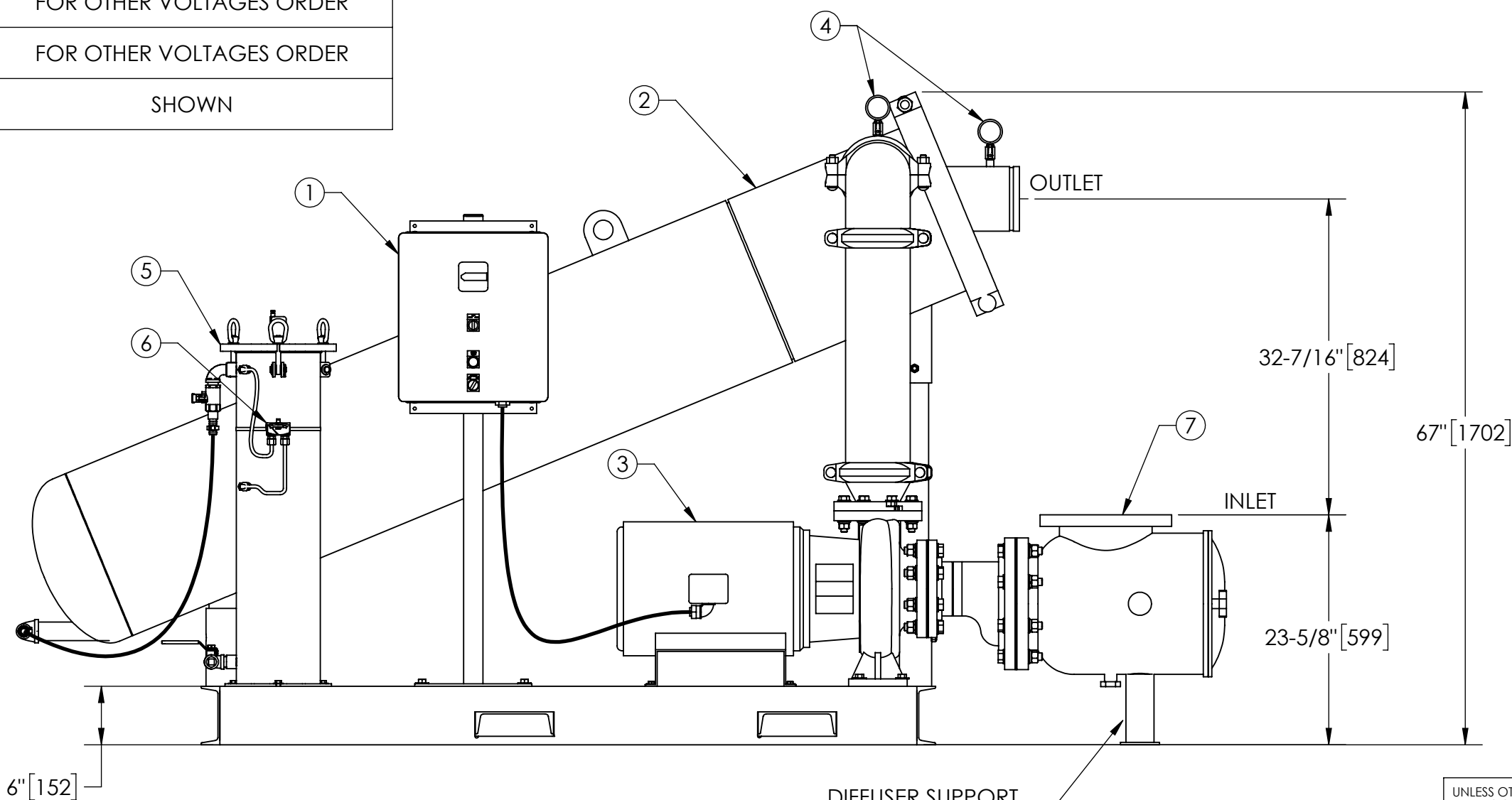


SUBMITTAL DRAWING

TOP VIEW

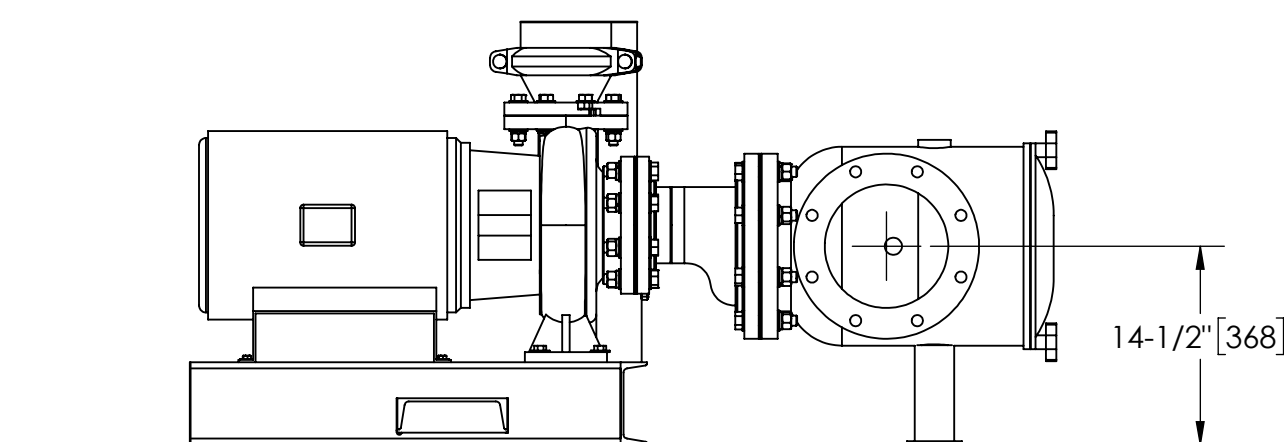
This drawing is submitted for spatial consideration only. Do not pre-plumb to these dimensions.

184856-208	FOR OTHER VOLTAGES ORDER
184856-230	FOR OTHER VOLTAGES ORDER
184856-460	SHOWN

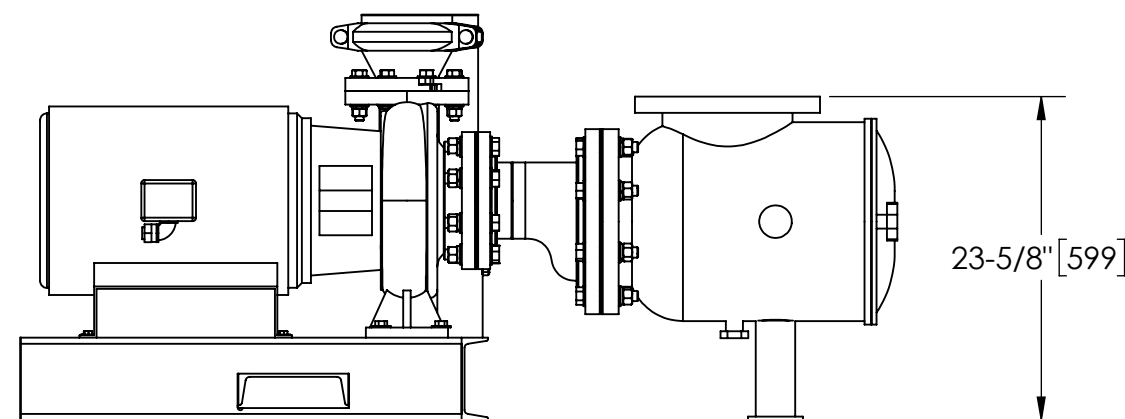


SIDE VIEW

DIFFUSER SUPPORT WILL NOT BE SUPPLIED BY LAKOS



SIDE VIEW ROTATED STRAINER (OPTIONAL)



SIDE VIEW PUMP & STRAINER

UNLESS OTHERWISE SPECIFIED: DIMENSIONS ARE IN: INCHES (mm) TOLERANCES ARE: FRACTIONS DECIMALS ANGLES ± 1" .XX ± .01 ± 1/4" XXX ± .005 XXXX ± .0005		ENGINEERED FOR: STANDARD			
DO NOT SCALE DRAWING	APPROVALS	DATE	TITLE		
MATERIAL PER LAKOS SPEC	DRAWN AAM	12/8/20	eTBX-0810-SRV/ACP1, TC SYSTEM, HI EFF SIDESTRM eHTX-0320, 3/60/208-230,460V		
FINISH AS ASSEMBLED	ENGR -	-	SIZE C	MODEL NO.	DWG NO. 184856
	REVIEW -	-	SCALE 1:14	EST. WT. 2211 lb	SHEET 1 OF 1
	WORK ORDER	QTY.			REV. 01

4

3

2

1

DWG NO. 184856 SHEET 1 REV. 01