

4

3

2

1

EXCEPT AS OTHERWISE PROVIDED BY CONTRACT, THIS DRAWING AND SPECIFICATIONS SHALL NOT BE REPRODUCED, COPIED OR USED AS THE BASIS FOR MANUFACTURE OR SALE OF MATTER DEPICTED HEREIN WITHOUT THE EXPRESSED WRITTEN PERMISSION OF THE LAKOS CORPORATION, OR ITS ASSIGNEES.

THIS DRAWING HAS BEEN GENERATED AND IS MAINTAINED BY A CAD SYSTEM. CHANGES SHALL ONLY BE INCORPORATED AS DIRECTED BY AN APPROVED ENGINEERING CHANGE ORDER (ECO). PAPER COPIES ARE UNCONTROLLED.

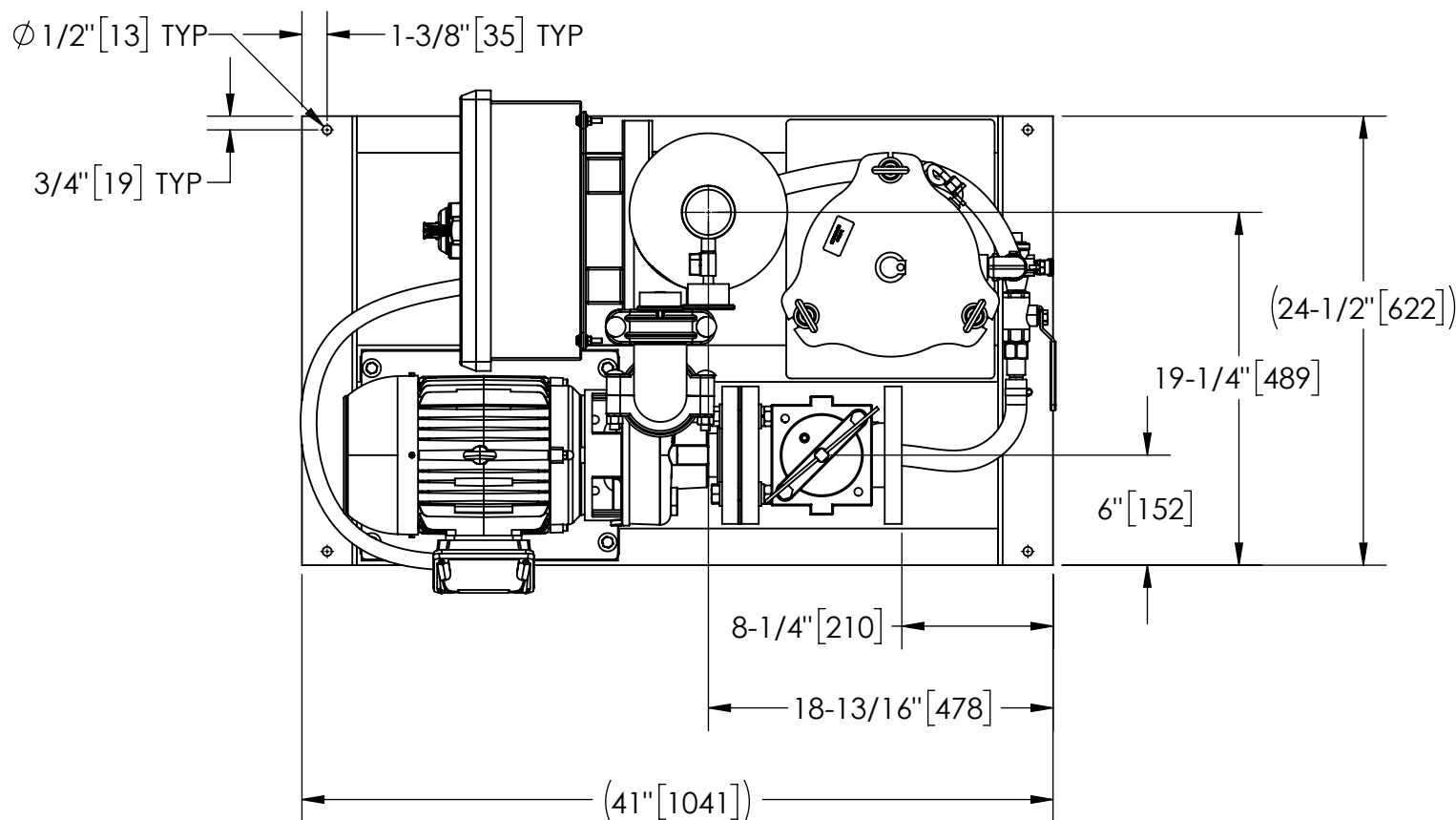
REVISIONS				
ZONE	REV.	DESCRIPTION	DATE	APPROVED

NOTES:

1. INLET IS 3" PIPE (125# ANSI FLANGED).
2. OUTLET IS 2-1/2" PIPE (GROOVED).
3. PURGE OUTLET IS 3/4" NPT.
4. MAXIMUM PRESSURE: 150 psi (10.3 bar).
5. MAXIMUM FLUID TEMPERATURE: 140°F (60°C).
6. SPECIFIED FLOWRATE OF 145 gpm (33 m³/hr).
7. FINISH: AS ASSEMBLED.
8. POWER REQUIREMENT: 3/60/460V.
9. NEMA 4X MOTOR STARTER ENCLOSURE WITH SAFETY DISCONNECT AND H.O.A. SWITCH.
10. APPROXIMATE DRY WEIGHT: 475 lbs (215 kg).
11. INLET/OUTLET VALVE KIT, MODEL TCV-0145 RECOMMENDED.
12. MINIMUM PIPE FROM TOWER BASIN TO TC SYSTEM IS 4" PIPE.
13. FLOODED SUCTION REQUIRED.

COMPONENT LIST

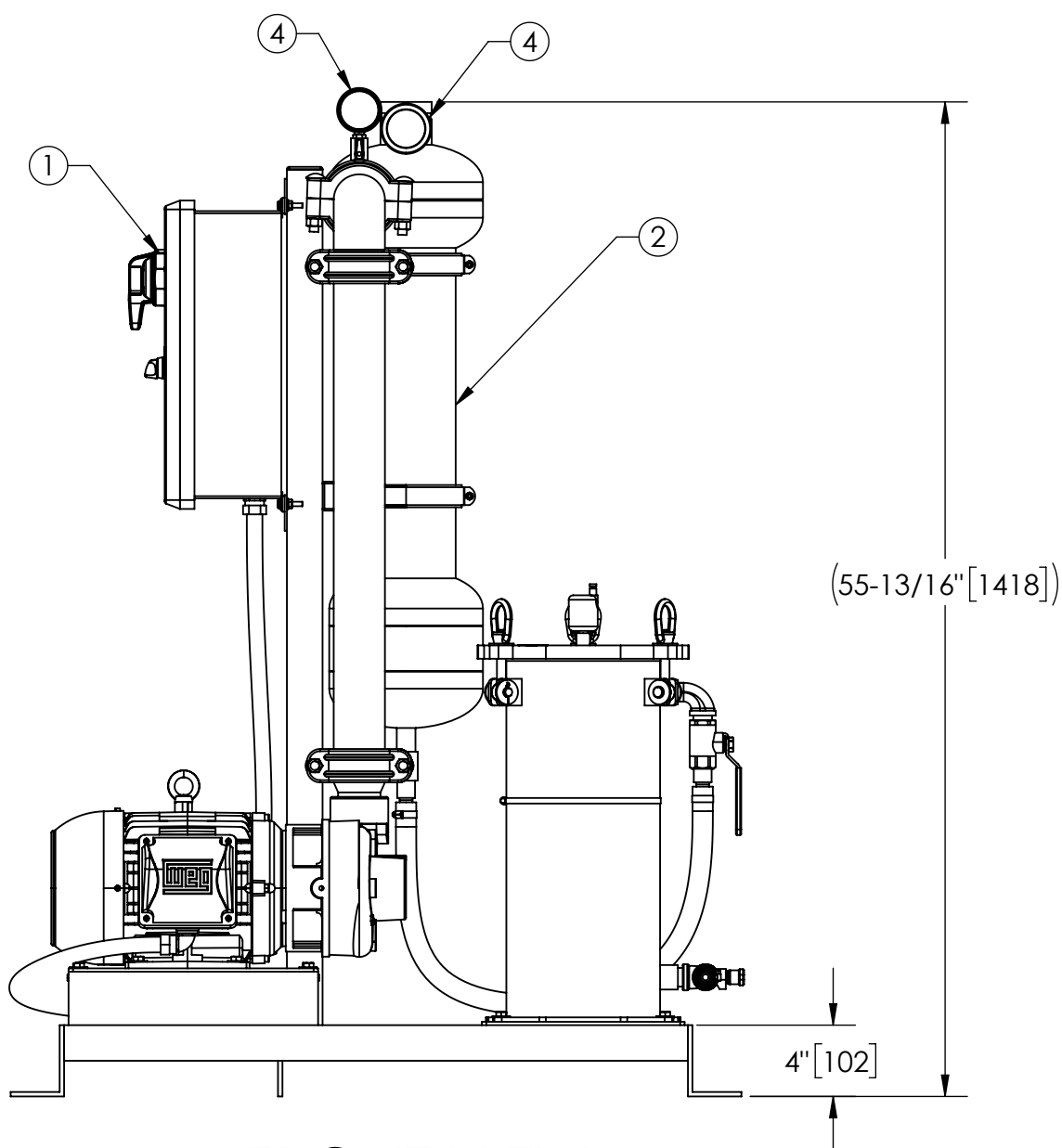
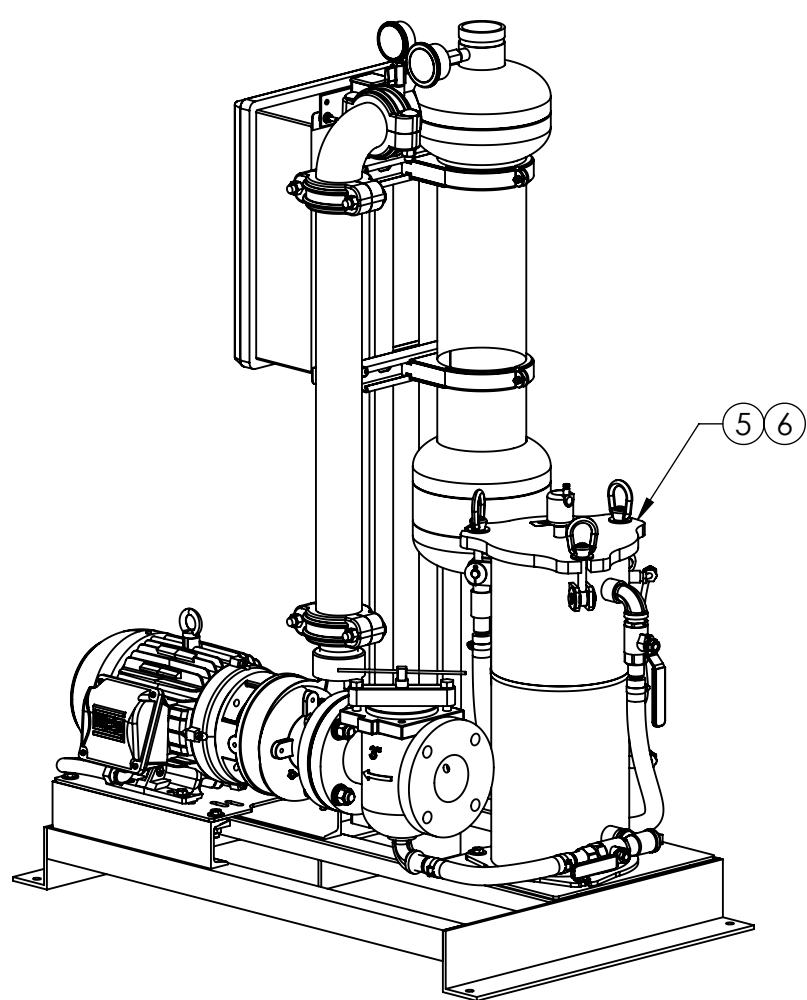
- ① ELECTRICAL CONTROL BOX: 3/60/460V, W/120V TRANSFORMER.
- ② SEPARATOR: ILB-0250.
- ③ PUMP: 5 HP, CENTRIFUGAL, TEFC, 3500 rpm, 3/60/460V.
- ④ INLET/OUTLET PRESSURE GAUGES: 0-160 psi, GLYCERIN-FILLED.
- ⑤ PURGE EQUIPMENT: SRV-816.
- ⑥ DIFFERENTIAL PRESSURE INDICATOR: (AVAILABLE WITH DRY CONTACT MODEL DEC-100. ORDER SEPARATELY).
- ⑦ BASKET STRAINER.



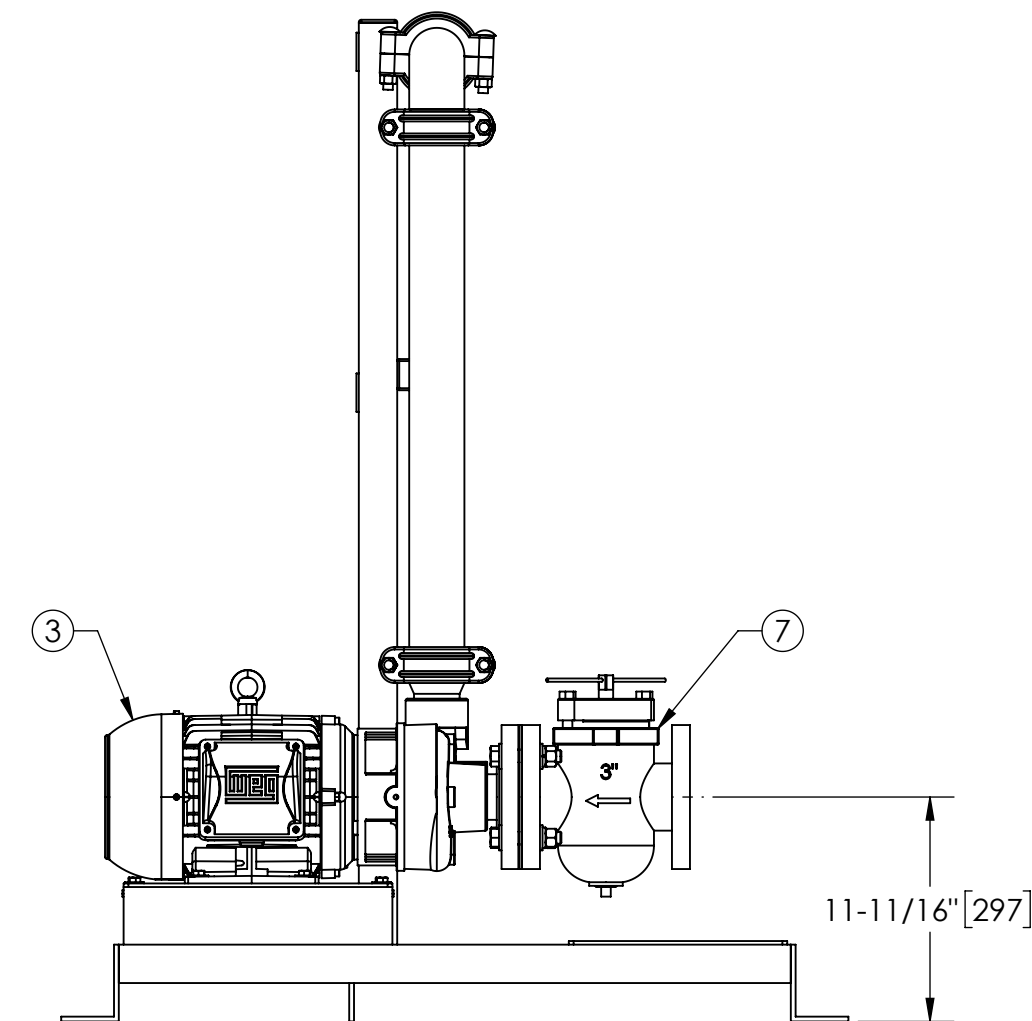
TOP VIEW

CONCEPTUAL DRAWING

This drawing is submitted for spatial & illustrative purposes only. Do not pre-plumb to these dimensions. Submittal drawings available upon request.



FRONT VIEW
STRAINER HIDDEN



FRONT VIEW
PUMP & STRAINER

SYSTEM MODELS	
POWER REQUIREMENT	SYSTEM PART NO.
3/60/208V	187689-208
3/60/230V	187689-230
3/60/460V	187689-460
3/60/575V	187689-575
OTHER	SEE FACTORY

UNLESS OTHERWISE SPECIFIED: DIMENSIONS ARE IN: INCHES (mm) TOLERANCES ARE: FRACTIONS DECIMALS ANGLES ± 1" .XX ± .01 ± 1/4" XXX ± .005 XXXX ± .0005			ENGINEERED FOR: STANDARD	
DO NOT SCALE DRAWING			APPROVALS	DATE
MATERIAL PER LAKOS SPEC			DRAWN AAM	2/1/24
FINISH AS ASSEMBLED			ENGR -	-
			REVIEW -	-
			WORK ORDER	QTY.



TITLE TCI-0145-SRV/CS SKID, TC SYSTEM, SWEEPER ILB-0250, 3/60/460V				
SIZE C	MODEL NO.	DWG NO. 187689	REV. A	
SCALE 1:10		EST. WT. 475 lb	SHEET 1 OF 1	

4

3

2

1

DWG. NO. 187689
SHEET 1 OF 1
REV. A