

EXCEPT AS OTHERWISE PROVIDED BY CONTRACT, THIS DRAWING AND SPECIFICATIONS SHALL NOT BE REPRODUCED, COPIED OR USED AS THE BASIS FOR MANUFACTURE OR SALE OF MATTER DEPICTED HEREIN WITHOUT THE EXPRESSED WRITTEN PERMISSION OF THE LAKOS CORPORATION, OR ITS ASSIGNEES.

THIS DRAWING HAS BEEN GENERATED AND IS MAINTAINED BY A CAD SYSTEM. CHANGES SHALL ONLY BE INCORPORATED AS DIRECTED BY AN APPROVED ENGINEERING CHANGE ORDER (ECO). PAPER COPIES ARE UNCONTROLLED.

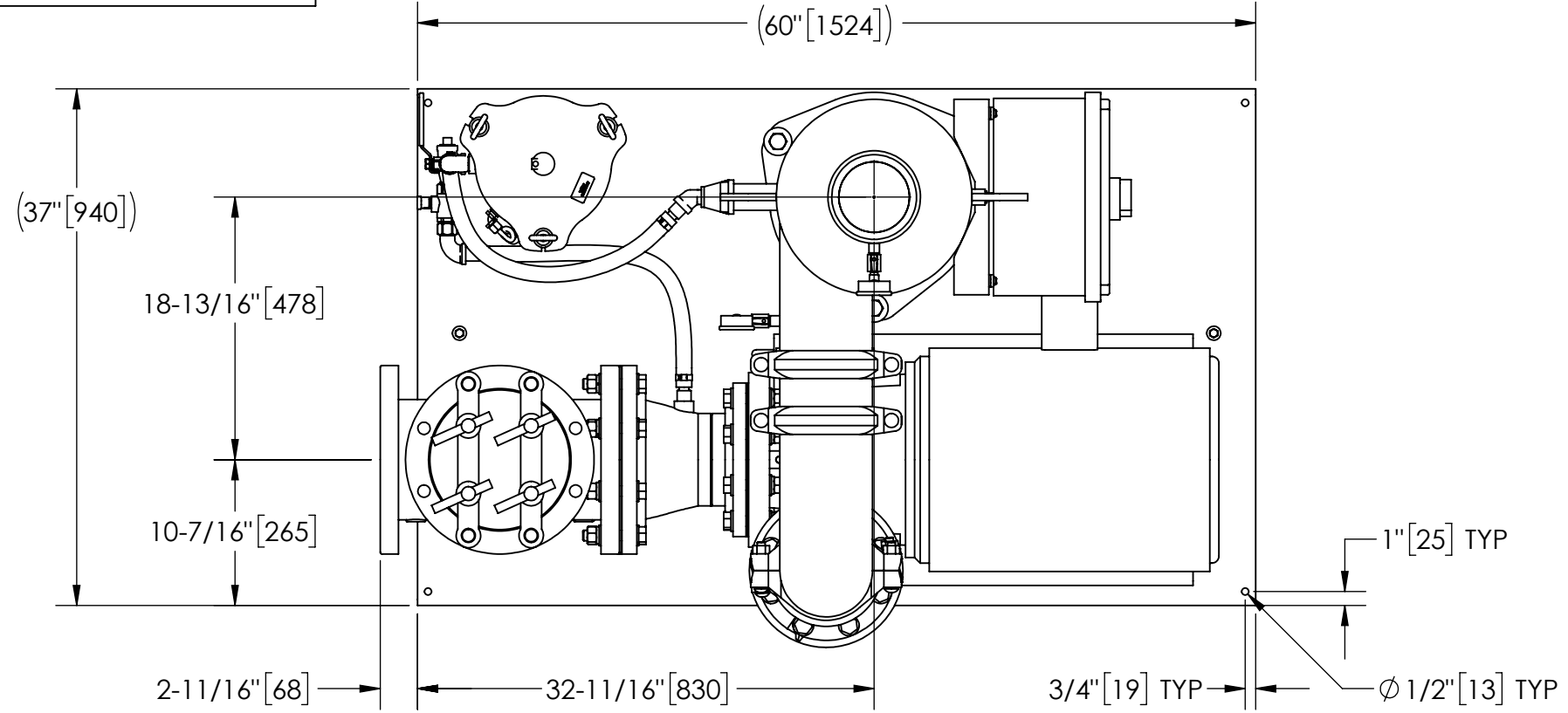
REVISIONS				
ZONE	REV.	DESCRIPTION	DATE	APPROVED
-	A	MFG UPDATE	6/9/2006	RGM
-	B	INLET/OUTLET HEIGHTS CHANGED	8/27/2007	DLW
-	F	CHANGE PUMP MOUNT & STRAINER	7/12/2012	SUB
-	G	REPLACE PUMP AND SKID	1/15/13	TRR
-	H	UPDATE E-BOX	4/13/2016	SUB
-	J	CHANGE PUMP & SKID. UPDATE TO CURRENT STANDARDS	7/23/20	AAM

NOTES:

1. INLET IS 8" PIPE (125# ANSI FLANGED).
2. OUTLET IS 6" PIPE (GROOVED).
3. PURGE OUTLET IS 1-1/2" PIPE.
4. MAXIMUM PRESSURE: 150 psi (10.3 bar).
5. MAXIMUM TEMPERATURE: 100°F (37.8°C).
6. SPECIFIED FLOWRATE OF 825 gpm (187 m³/hr).
7. FINISH: AS ASSEMBLED.
8. POWER REQUIREMENT: 3/60/460V.
9. NEMA 4X MOTOR STARTER ENCLOSURE WITH SAFETY DISCONNECT AND H.O.A. SWITCH.
10. APPROXIMATE DRY WEIGHT: 2103 lbs (954 kg)
11. INLET/OUTLET VALVE KIT, MODEL TCV-0825 RECOMMENDED.
12. MINIMUM PIPE FROM TOWER BASIN TO TC SYSTEM IS 8" PIPE.
13. FLOODED SUCTION REQUIRED.

COMPONENT LIST:

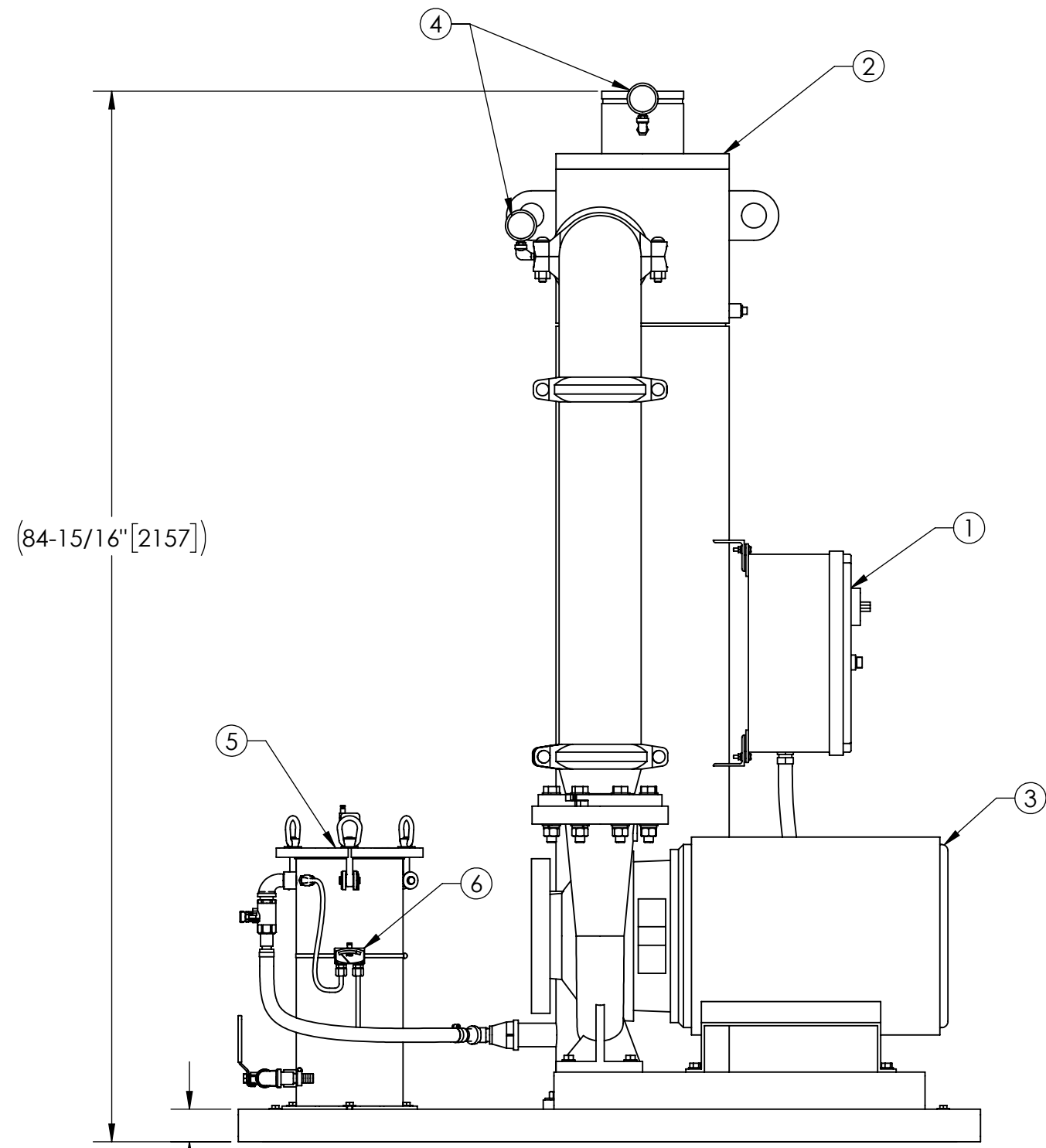
- ① ELECTRICAL CONTROL BOX 3/60/460V W/120V TRANSFORMER.
- ② SEPARATOR: HTH-0450-TC.
- ③ PUMP: 30 HP CENTRIFUGAL, 1800 rpm, TEPE, 3/60/460V.
- ④ INLET/OUTLET PRESSURE GAUGES: 0-160 psi, GLYCERIN-FILLED.
- ⑤ PURGE EQUIPMENT: SRV-816.
- ⑥ DIFFERENTIAL PRESSURE INDICATOR: (AVAILABLE WITH DRY CONTACT MODEL DHE-15-S. ORDER SEPARATELY).
- ⑦ BASKET STRAINER.



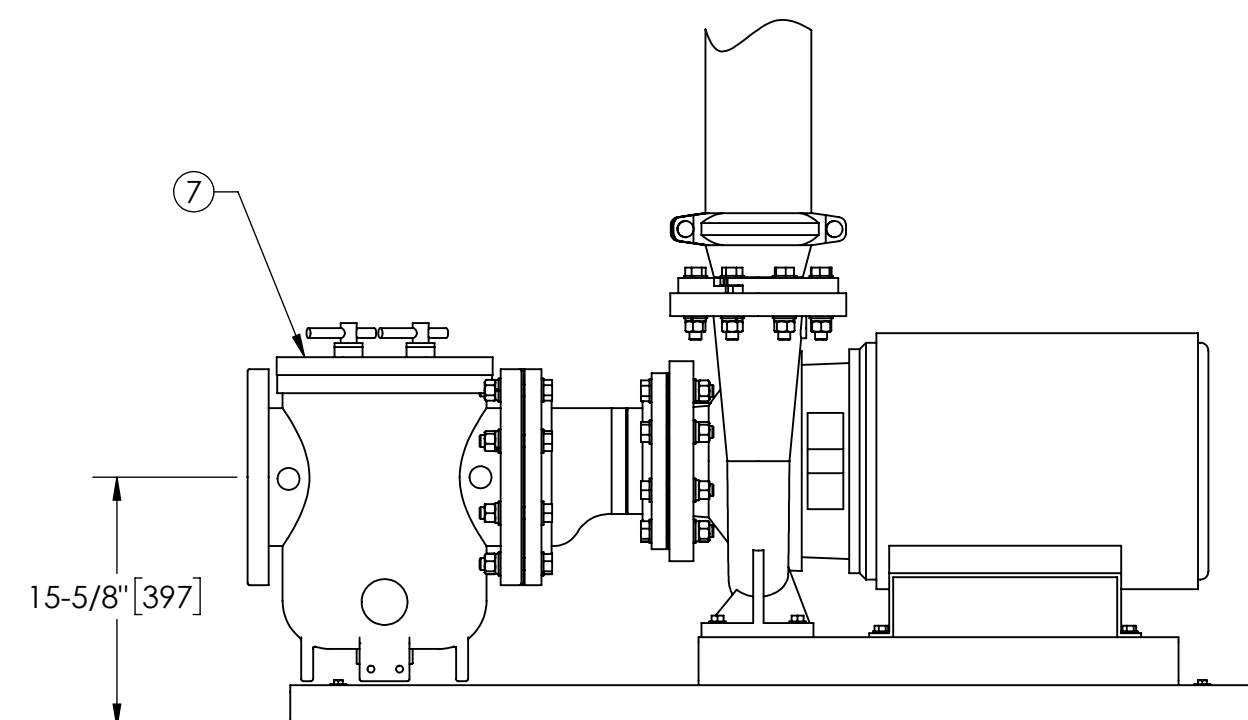
TOP VIEW

SUBMITTAL DRAWING

This drawing is submitted for spatial consideration only. Do not pre-plumb to these dimensions.



FRONT VIEW W/O STRAINER



FRONT VIEW PUMP & STRAINER

UNLESS OTHERWISE SPECIFIED: DIMENSIONS ARE IN: INCHES (mm) TOLERANCES ARE: FRACTIONS DECIMALS ANGLES ± 1" .XX ± .01 ± 1/4" .XXX ± .005 .XXXX ± .0005	ENGINEERED FOR: 31115-1-09		
	APPROVALS	DATE	TITLE
	DRAWN SGF/DLW	4/29/05	TCI-0825-SRV, TC SYSTEM, SWEEPER HTH-0450, 460V 60HZ STD
	ENGR DLW	8/27/07	
MATERIAL PER LAKOS SPEC	REVIEW -	SIZE C	MODEL NO.
FINISH AS ASSEMBLED	WORK ORDER	SCALE 1:12	DWG NO. 115423
			EST. WT. 2103 lb
			SHEET 1 OF 1

DWG NO. 115423 SHEET 1 REV. J