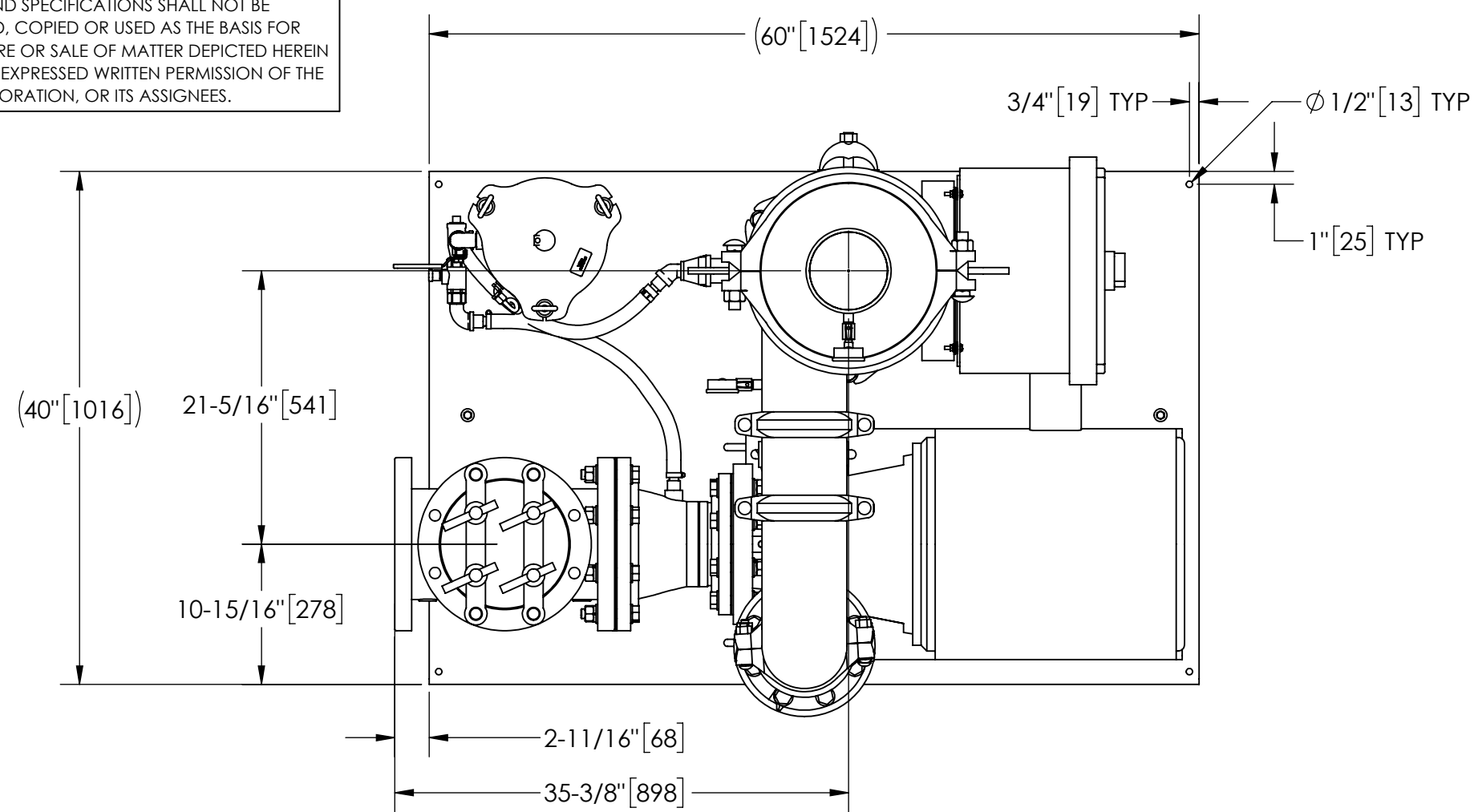


EXCEPT AS OTHERWISE PROVIDED BY CONTRACT, THIS DRAWING AND SPECIFICATIONS SHALL NOT BE REPRODUCED, COPIED OR USED AS THE BASIS FOR MANUFACTURE OR SALE OF MATTER DEPICTED HEREIN WITHOUT THE EXPRESSED WRITTEN PERMISSION OF THE LAKOS CORPORATION, OR ITS ASSIGNEES.

THIS DRAWING HAS BEEN GENERATED AND IS MAINTAINED BY A CAD SYSTEM. CHANGES SHALL ONLY BE INCORPORATED AS DIRECTED BY AN APPROVED ENGINEERING CHANGE ORDER (ECO). PAPER COPIES ARE UNCONTROLLED.

REVISIONS				
ZONE	REV.	DESCRIPTION	DATE	APPROVED
-	A-E	MFG UPDATE	2/27/2007	ADJ
-	F	LOWERED INLET/OUTLET	8/27/2007	DLW
-	K	REVISED MOTOR MOUNT & NEW STY STRAINER	7/13/2012	SUB
-	L	CHANGE PUMP AND ADD NEW PUMP MOUNTS	2/11/13	TRR
-	M	REVISED BOM	3/18/2016	SUB
-	N	CHANGE TO XYLEM PUMP AND REVISE BOM	11/13/2020	AAM



TOP VIEW

NOTES:

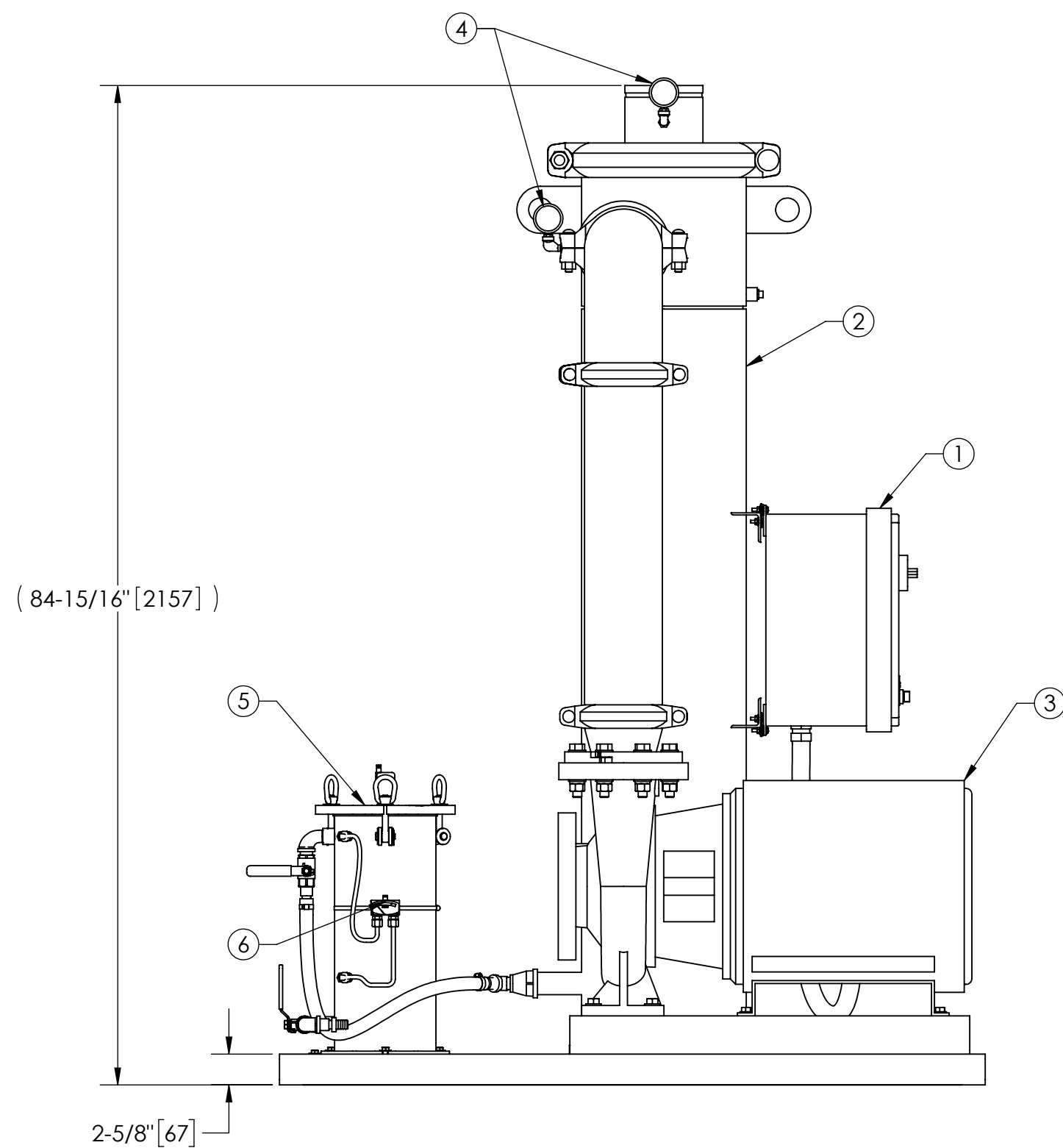
1. INLET IS 8" PIPE (125# ANSI FLANGED).
2. OUTLET IS 6" PIPE (GROOVED).
3. PURGE OUTLET IS 1-1/2" PIPE.
4. MAXIMUM PRESSURE: 150 psi (10.3 bar).
5. MAXIMUM FLUID TEMPERATURE: 100°F (37.8°C).
6. SPECIFIED FLOWRATE OF 1100 gpm (250 m³/hr).
7. FINISH: AS ASSEMBLED.
8. POWER REQUIREMENT: 3/60/460V.
9. NEMA 4X MOTOR STARTER ENCLOSURE WITH SAFETY DISCONNECT AND H.O.A. SWITCH.
10. APPROXIMATE DRY WEIGHT: 2171 lbs (985 kg).
11. INLET/OUTLET VALVE KIT, MODEL TCV-1100 RECOMMENDED.
12. MINIMUM PIPE FROM TOWER BASIN TO TC SYSTEM IS 10" PIPE.
13. FLOODED SUCTION REQUIRED.

COMPONENT LIST:

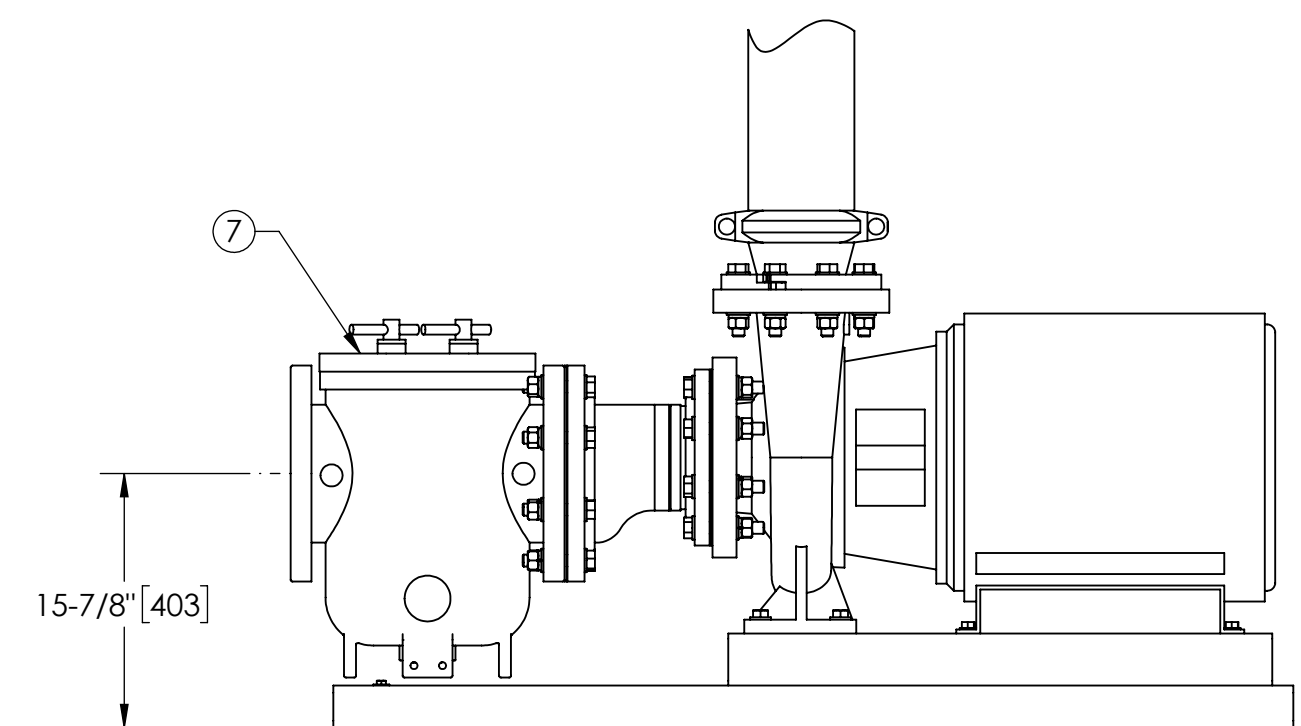
- ① ELECTRICAL CONTROL BOX 3/60/460V W/120V TRANSFORMER.
- ② SEPARATOR: HTX-0500-TC.
- ③ PUMP: 40 HP CENTRIFUGAL, 1800 rpm, 3/60/460V.
- ④ INLET/OUTLET PRESSURE GAUGES: 0-160 psi, GLYCERIN-FILLED.
- ⑤ PURGE EQUIPMENT: SRV-816.
- ⑥ DIFFERENTIAL PRESSURE INDICATOR: (AVAILABLE WITH DRY CONTACT-MODEL DHE-15-S. ORDER SEPARATELY).
- ⑦ BASKET STRAINER.

SUBMITTAL DRAWING

This drawing is submitted for spatial consideration only. Do not pre-plumb to these dimensions.



FRONT VIEW W/O STRAINER



FRONT VIEW PUMP & STRAINER

UNLESS OTHERWISE SPECIFIED: DIMENSIONS ARE IN: INCHES (mm) TOLERANCES ARE: FRACTIONS    DECIMALS    ANGLES ± 1"    .XX ± .01    ± 1/4° .XXX ± .005 .XXXX ± .0005	ENGINEERED FOR:		FRESNO, CALIFORNIA WWW.LAKOS.COM			
	STANDARD					
	DO NOT SCALE DRAWING	APPROVALS	DATE	TITLE		
	MATERIAL PER LAKOS SPEC	ENGR DLW	8/27/07	TCX-1100-SRV, TC SYSTEM, SWEEPER HTX-0500, 460V 60HZ DELUXE		
FINISH AS ASSEMBLED	REVIEW -	-	SIZE C	MODEL NO.	DWG NO. 115433	REV. N
	WORK ORDER	QTY.	SCALE 1:12	EST. WT. 2171 lb	SHEET 1 OF 1	

DWG. NO. 115433 SHEET 1 REV. N