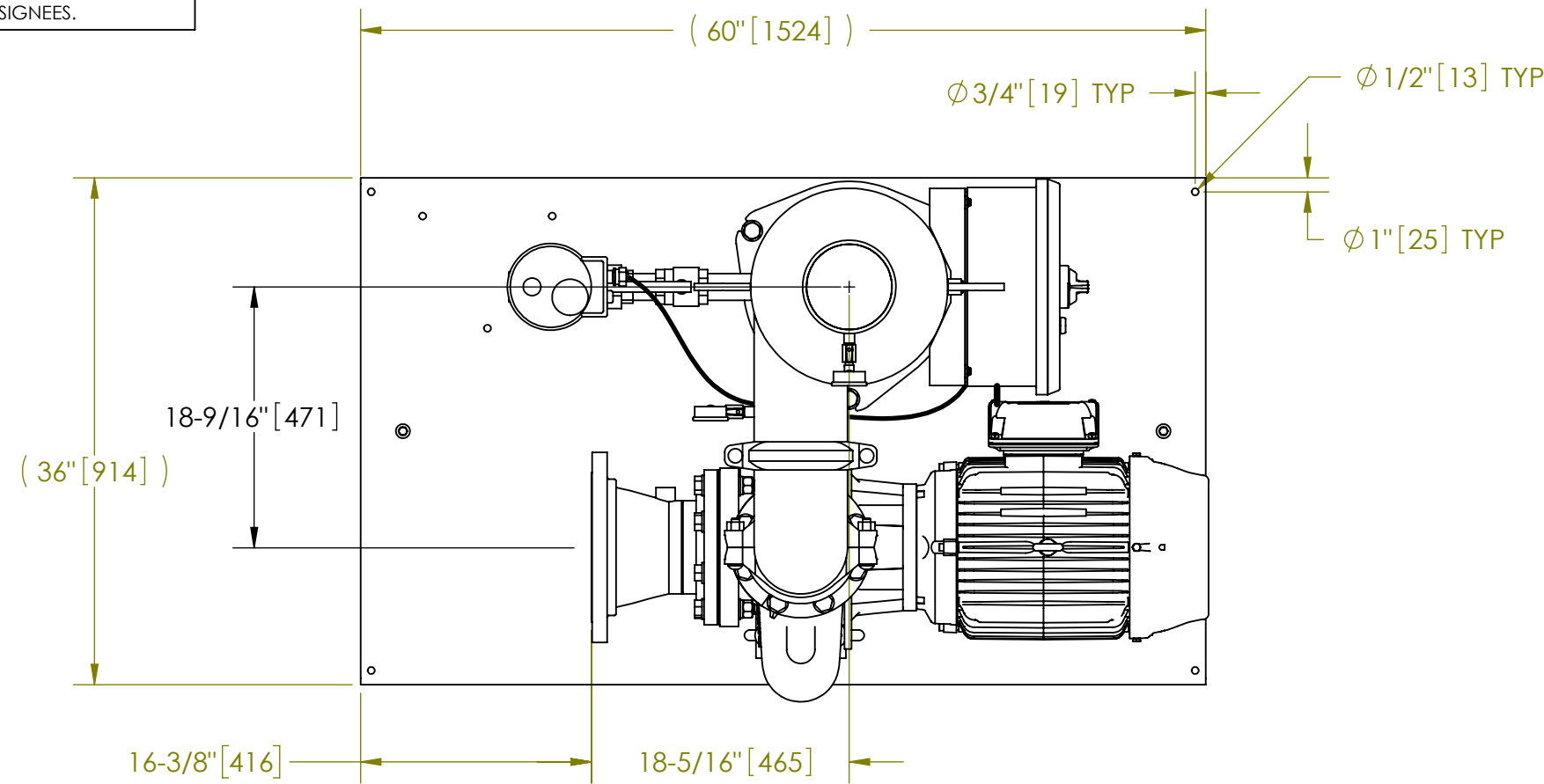


EXCEPT AS OTHERWISE PROVIDED BY CONTRACT, THIS DRAWING AND SPECIFICATIONS SHALL NOT BE REPRODUCED, COPIED OR USED AS THE BASIS FOR MANUFACTURE OR SALE OF MATTER DEPICTED HEREIN WITHOUT THE EXPRESSED WRITTEN PERMISSION OF THE LAKOS CORPORATION, OR ITS ASSIGNEES.

THIS DRAWING HAS BEEN GENERATED AND IS MAINTAINED BY A CAD SYSTEM. CHANGES SHALL ONLY BE INCORPORATED AS DIRECTED BY AN APPROVED ENGINEERING CHANGE ORDER (ECO). PAPER COPIES ARE UNCONTROLLED.

REVISIONS				
ZONE	REV.	DESCRIPTION	DATE	APPROVED
	A	MFG UPDATE	6/16/2006	RGM
	B	SEPARATOR/OUTLET HEIGHT CHANGED	8/30/2007	DLW
	C	UPDATED TO CURRENT DRAFTING STANDARDS	11/8/2023	DGB



TOP VIEW

NOTES:

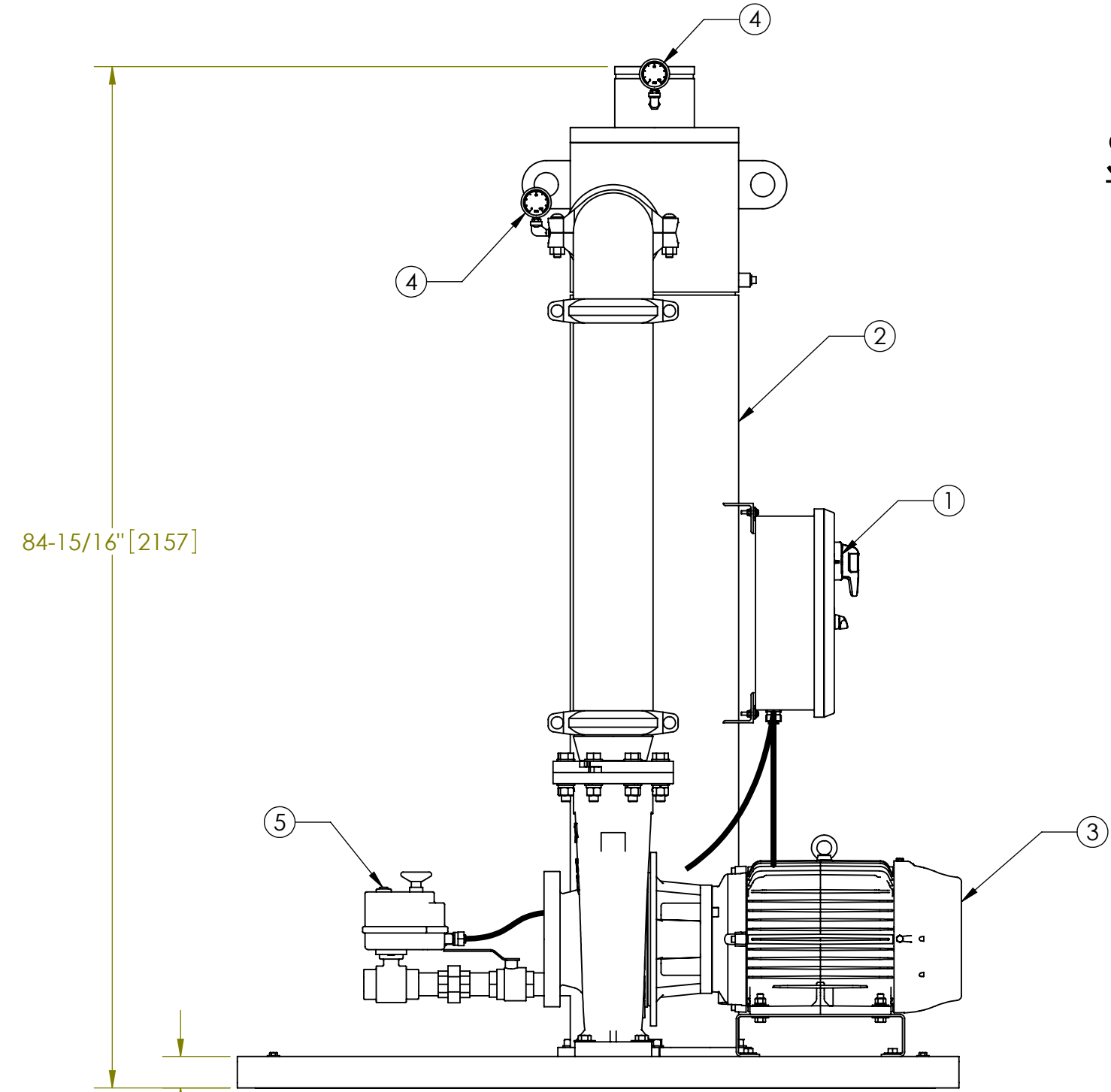
- INLET IS 8" PIPE (150# ANSI FLANGED).
- OUTLET IS 6" PIPE (GROOVED).
- PURGE OUTLET IS 1-1/2" PIPE.
- MAXIMUM PRESSURE: 150 psi (10.3 bar).
- MAXIMUM TEMPERATURE: 100°F (37.8°C).
- SPECIFIED FLOWRATE OF 1100 gpm (250 m³/hr).
- FINISH: AS ASSEMBLED.
- POWER REQUIREMENT: 460V, 3PH, 60Hz.
- NEMA 4X MOTOR STARTER ENCLOSURE WITH SAFETY DISCONNECT AND H.O.A. SWITCH.
- APPROXIMATE DRY WEIGHT: 1574 lbs (714 kg).
- INLET/OUTLET VALVE KIT, MODEL TCV-1100 RECOMMENDED.
- MINIMUM PIPE TO TB SYSTEM IS 10" PIPE.
- FLOODED SUCTION REQUIRED.

COMPONENT LIST:

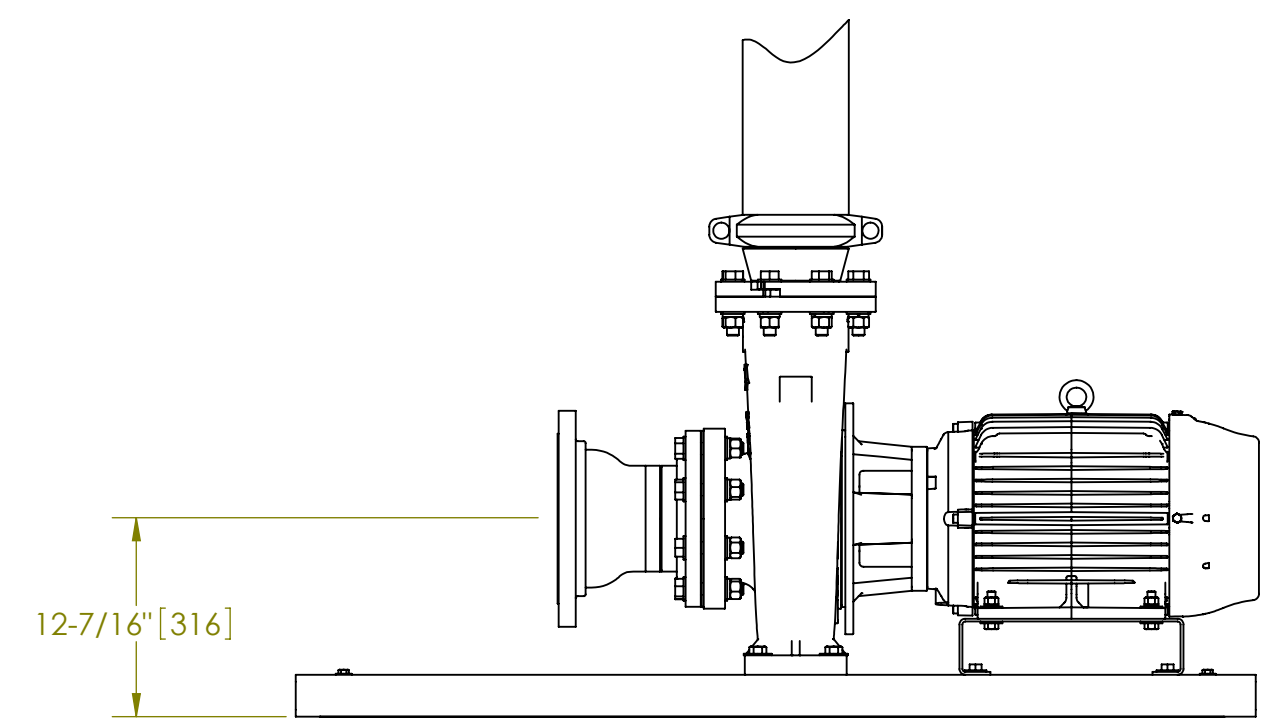
- ① ELECTRICAL CONTROL BOX 460V 60Hz W/120V TRANSFORMER.
- ② SEPARATOR: HTH-0500-TC.
- ③ PUMP: 20 HP CENTRIFUGAL, 1750 rpm, 460V, 60Hz.
- ④ INLET/OUTLET PRESSURE GAUGES: 0-100 psi, GLYCERIN-FILLED.
- ⑤ PURGE EQUIPMENT: ABV-15-120V.

SUBMITTAL DRAWING

This drawing is submitted for spatial consideration only. Do not pre-plumb to these dimensions.



FRONT VIEW W/O SPOOL



FRONT VIEW PUMP AND SPOOL

UNLESS OTHERWISE SPECIFIED: DIMENSIONS ARE IN: INCHES (mm) TOLERANCES ARE: FRACTIONS DECIMALS ANGLES $\pm 1/2"$.XX $\pm .01$ $\pm 1/4^\circ$.XXX $\pm .005$.XXXX $\pm .0005$	ENGINEERED FOR:		FRESNO, CALIFORNIA WWW.LAKOS.COM		
	STANDARD				
	APPROVALS	DATE	TITLE TBI-1100-ABV, TC SYSTEM, SIDESTREAM HTH-0500, 460V 60HZ STD		
	DRAWN SUB/DLW	1/5/05			
MATERIAL PER LAKOS SPEC	ENGR DLW	8/30/07	SIZE C	MODEL NO.	
FINISH AS ASSEMBLED	REVIEW -	-	DWG NO. 122874	REV. C	
	WORK ORDER	QTY.	SCALE 1:12	EST. WT. 1536 lb	SHEET 1 OF 1

DWG NO. 122874
 SH 1
 REV. C