

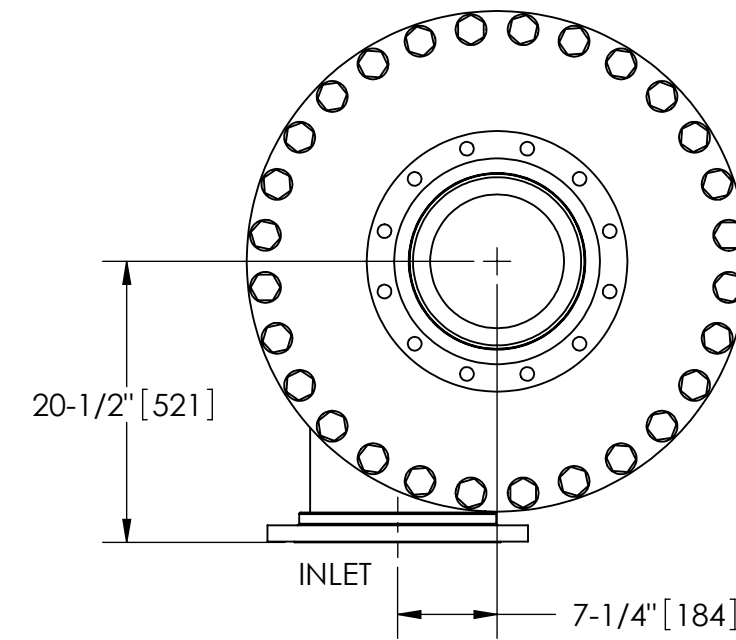
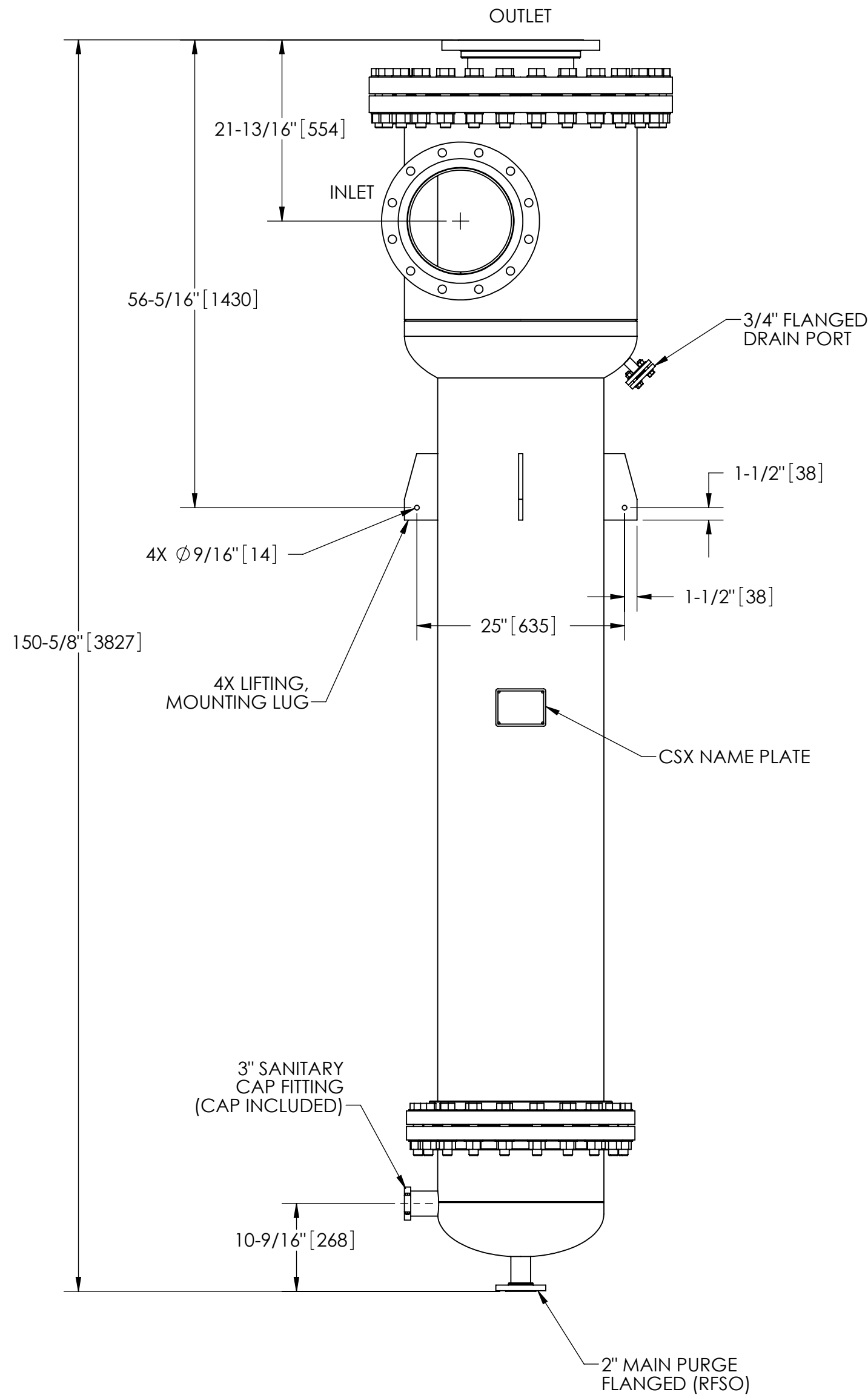
EXCEPT AS OTHERWISE PROVIDED BY CONTRACT, THIS DRAWING AND SPECIFICATIONS SHALL NOT BE REPRODUCED, COPIED OR USED AS THE BASIS FOR MANUFACTURE OR SALE OF MATTER DEPICTED HEREIN WITHOUT THE EXPRESSED WRITTEN PERMISSION OF THE CLAUDE LAVAL CORPORATION, OR ITS ASSIGNEES.

THIS DRAWING HAS BEEN GENERATED AND IS MAINTAINED BY A CAD SYSTEM. CHANGES SHALL ONLY BE INCORPORATED AS DIRECTED BY AN APPROVED ENGINEERING CHANGE ORDER (ECO). PAPER COPIES ARE UNCONTROLLED.

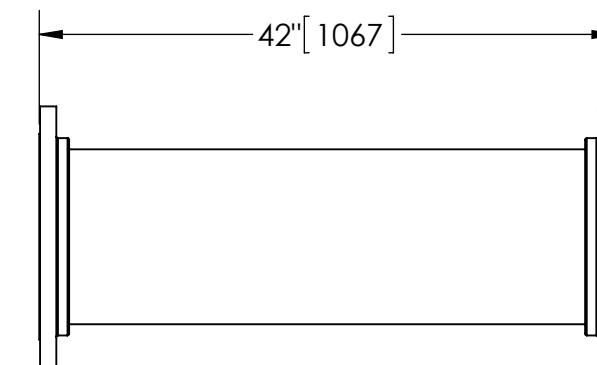
| REVISIONS | | | | |
|-----------|------|-------------|------|----------|
| ZONE | REV. | DESCRIPTION | DATE | APPROVED |
| | | | | |

NOTES:

1. INLET & OUTLET FLANGES ARE 12" 150# RF PER ANSI B16.5 REQUIRING 12X ϕ 7/8" BOLTS (BOLTS AND GASKETS NOT INCLUDED).
2. MAXIMUM PRESSURE: 100 psi (6.9 bar).
3. MAXIMUM TEMPERATURE: 400°F (204°C).
4. PRESSURE LOSS: 3-12 psi (.2-.8 bar) AT RATED FLOW.
5. RATED FLOW: 3300-6125 gpm (750-1390 m³/hr).
6. APPROXIMATE DRY WEIGHT: 2507 lbs (1137 kg).
7. FINISH: LAKOS BLUE (EXTERIOR ONLY).
8. GASKETS: SPIRAL WOUND, 304 SS W/PTFE FILLER.
9. INLET AND OUTLET PRESSURE GAUGE PORTS TO BE SUPPLIED ON CONNECTING PIPING BY END USER (CARBON STEEL ONLY).



TOP VIEW



FLANGED SPOOL
MODEL FS-12 (AVAILABLE SEPARATELY)
REQUIRED FOR REMOVAL OF TOP ASSEMBLY

SUBMITTAL DRAWING

This drawing is submitted for spatial consideration only. Do not pre-plumb to these dimensions.

| | | | | | | | |
|---|--------------------------------|-----------------------------|------------|--|-------|---------------------------|-------------------------------|
| UNLESS OTHERWISE SPECIFIED: DIMENSIONS ARE IN: INCHES (mm) TOLERANCES ARE: FRACTIONS DECIMALS ANGLES $\pm 1/4"$.XX $\pm .01$ $\pm 1/4^\circ$ XXX $\pm .005$ XXXX $\pm .0005$ | | ENGINEERED FOR: STANDARD | | LAKOS. CLAUDE LAVAL CORP. FRESNO, CALIFORNIA 93727 WWW.LAKOS.COM | | LAKOS UNDERGROUND SURVEYS | |
| DO NOT SCALE DRAWING | | APPROVALS | DATE | TITLE CSX-3300-HV, SEPARATOR, 3350-6150 gpm, CARBON STEEL | | | |
| MATERIAL | CLASS P-1 MILD CARBON STEEL | DRAWN | R.JONES/EL | 6-06-08 | SIZE | MODEL NO. | DWG NO. |
| FINISH | LAKOS BLUE | ENGR | - | - | C | - | 119216 |
| WORK ORDER | | MFG | - | - | SCALE | 1:14 | EST. WT. 2507 lb SHEET 1 OF 1 |
| | | WORK ORDER | - | - | REV. | 02 | |