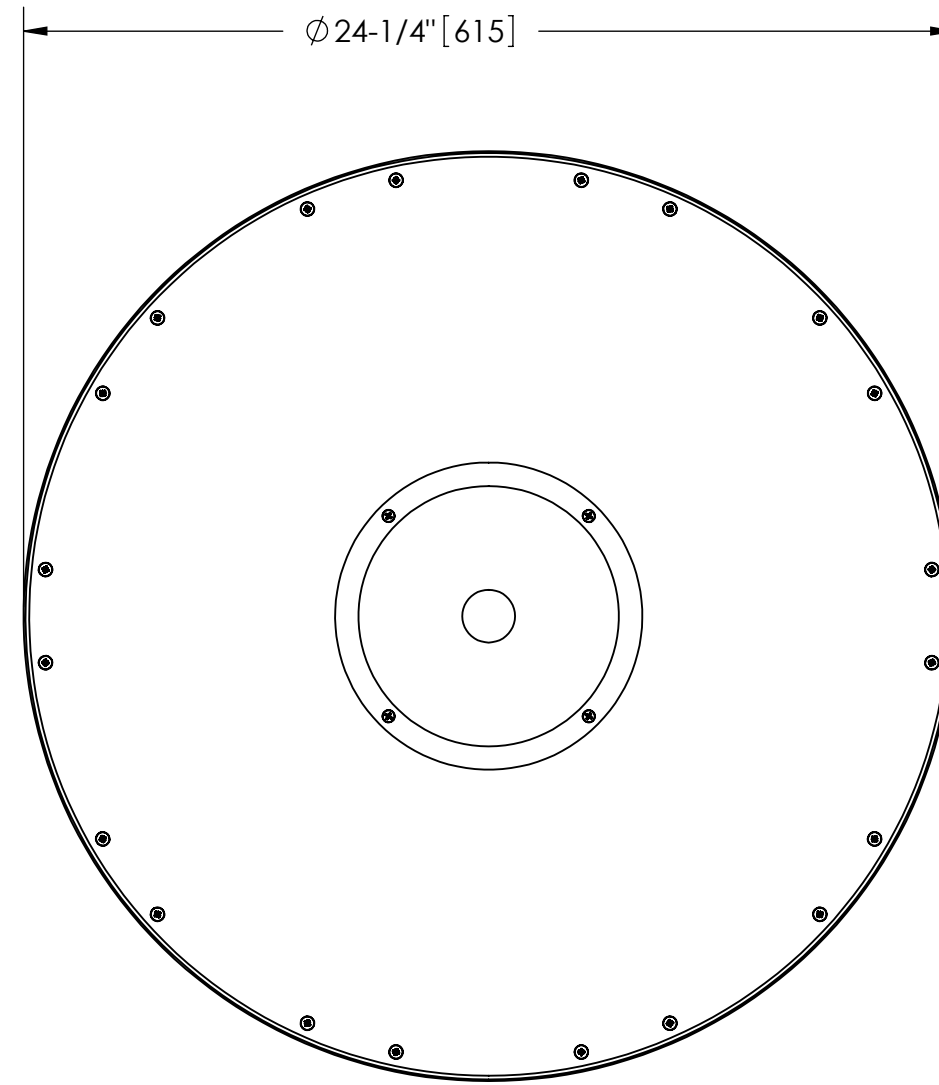


EXCEPT AS OTHERWISE PROVIDED BY CONTRACT, THIS DRAWING AND SPECIFICATIONS SHALL NOT BE REPRODUCED, COPIED OR USED AS THE BASIS FOR MANUFACTURE OR SALE OF MATTER DEPICTED HEREIN WITHOUT THE EXPRESSED WRITTEN PERMISSION OF THE CLAUDE LAVAL CORPORATION, OR ITS ASSIGNEES.

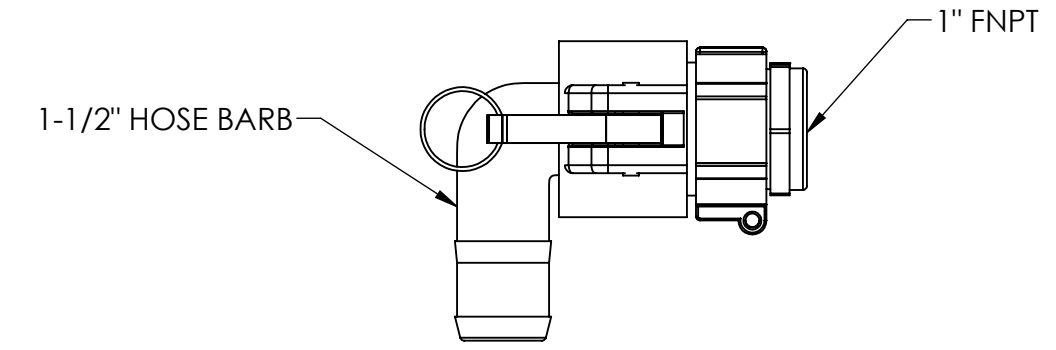
NOTES:

1. OUTLET FLANGE IS 10" ANSI B16.5 HOLE PATTERN REQUIRING 10X 7/8" BOLTS (BOLTS AND GASKETS NOT INCLUDED).
2. REQUIRED BACKWASH PRESSURE: 65-100 psi (4.5-6.9 kPa).
3. APPROXIMATE BACKWASH FLOW AT PROPER PRESSURE: 18 gpm. (4.0m³/hr)
4. MAXIMUM FLOWRATE: 800 gpm (182 m³/hr).
5. APPROXIMATE DRY WEIGHT: 54 lb (24.4 kg).
6. FINISH: GLASSBLAST

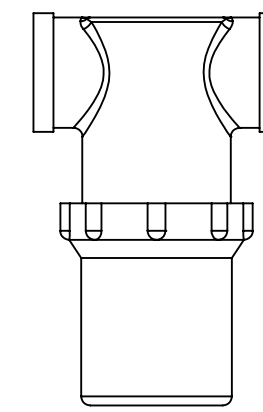


REVISIONS				
ZONE	REV.	DESCRIPTION	DATE	APPROVED

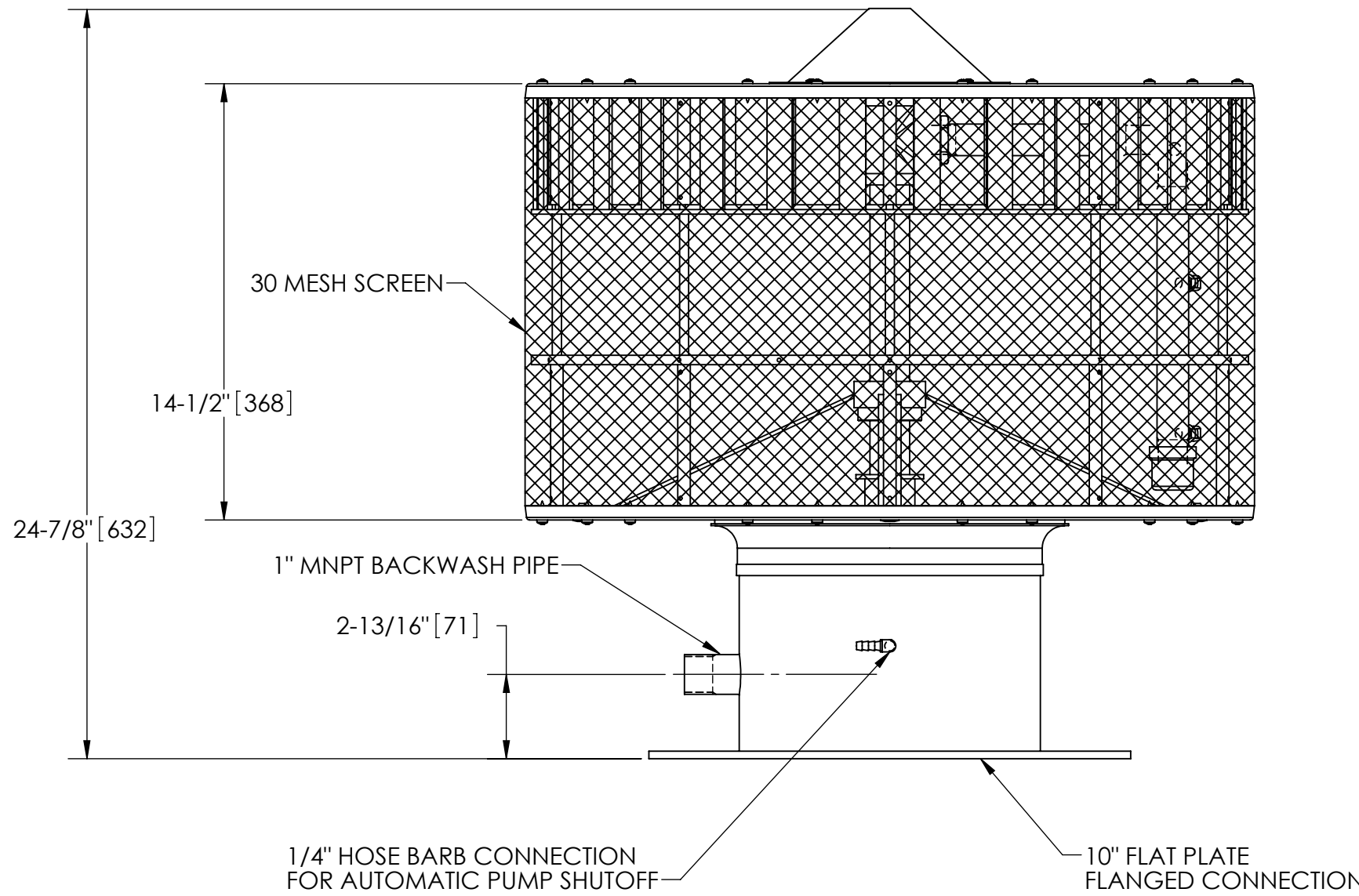
THIS DRAWING HAS BEEN GENERATED AND IS MAINTAINED BY A CAD SYSTEM. CHANGES SHALL ONLY BE INCORPORATED AS DIRECTED BY AN APPROVED ENGINEERING CHANGE ORDER (ECO). PAPER COPIES ARE UNCONTROLLED.



1-1/2" 90° QUICK DISCONNECT ADAPTER (INCLUDED) SCALE 1:3



1-1/2" INLINE STRAINER (INCLUDED) 1:4



**SUBMITTAL DRAWING**

This drawing is submitted for spatial consideration only. Do not pre-plumb to these dimensions.

UNLESS OTHERWISE SPECIFIED: DIMENSIONS ARE IN: INCHES [mm] TOLERANCES ARE: FRACTIONS    DECIMALS    ANGLES $\pm 1/4"$ .XX $\pm .01$ $\pm 1/4^\circ$ .XXX $\pm .005$ .XXXX $\pm .0005$		ENGINEERED FOR: <b>STANDARD</b>		LAKOS. CLAUDE LAVAL CORP. FRESNO, CALIFORNIA 93727 WWW.LAKOS.COM		LAVL UNDERGROUND SURVEYS	
DO NOT SCALE DRAWING	APPROVALS	EL	DATE	TITLE			
MATERIAL	ENGR	-	-	ISF-142430S, PC SCREEN, 800 gpm, STAINLESS STEEL			
FINISH	MFG	-	-	SIZE	MODEL NO.	DWG NO.	REV.
SEE NOTES	WORK ORDER	-	-	C	-	103078	01
SCALE		1:5	EST. WT.	54 lb	SHEET	1 OF 1	