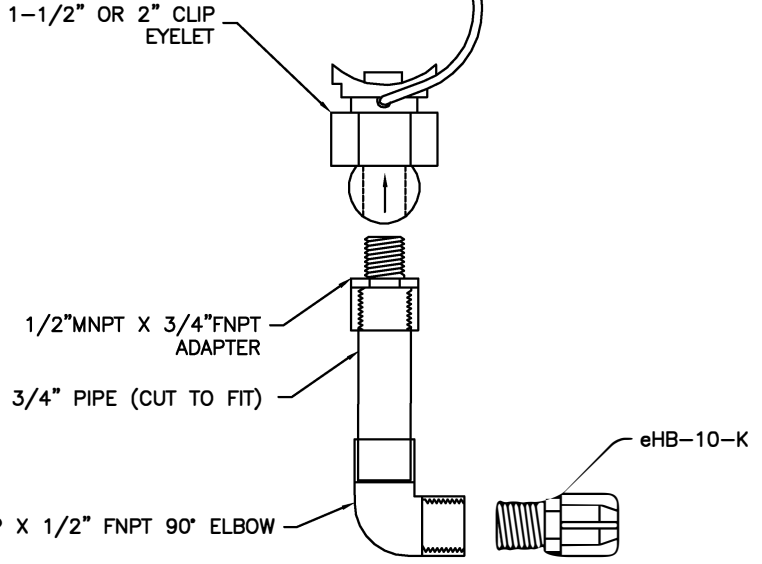
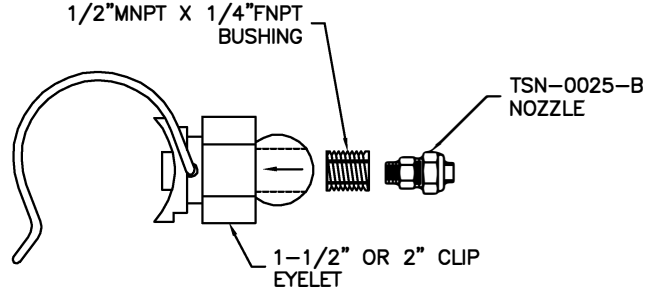
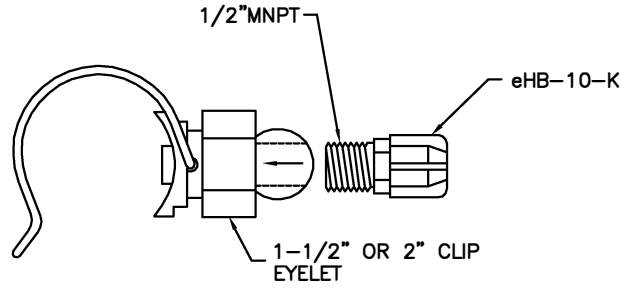
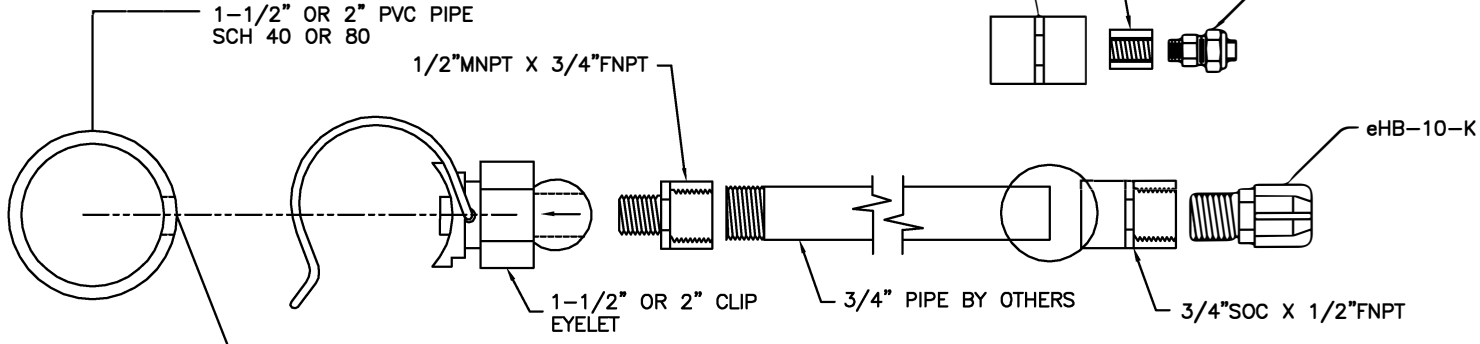
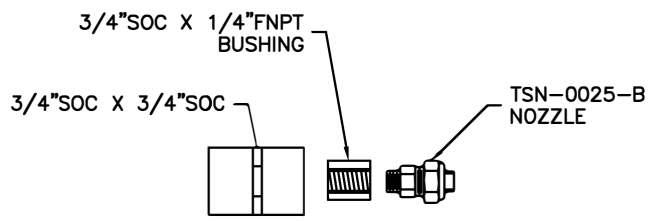


EXCEPT AS OTHERWISE PROVIDED BY CONTRACT, THIS DRAWING AND SPECIFICATIONS SHALL NOT BE REPRODUCED, COPIED OR USED AS THE BASIS FOR MANUFACTURE OR SALE OF MATTER DEPICTED HEREIN WITHOUT THE EXPRESSED WRITTEN PERMISSION OF THE CLAUDE LAVAL CORPORATION, OR ITS ASSIGNEE.

REVISIONS				
ZONE	REV	DESCRIPTION	DATE	APPROVED



VERTICAL INSTALLATION



HORIZONTAL INSTALLATION W/ EXTENSION PIPE

DRILL 9/16" HOLE THRU PIPE TO ACCEPT MALE STUB OF CLIP

UNLESS OTHERWISE SPECIFIED: DIMENSIONS ARE IN INCHES (mm) TOLERANCES ARE: FRACTIONS DECIMALS ANGLES ±1/16" ±.015" ±1/4° DO NOT SCALE DRAWING	DESIGNED FOR	APPROVALS	DATE
		ALLYN T	08/13/13
	REVISION		
	WORK ORDER		QTY.

LAVAL CLAUDE LAVAL CORP. 1365 N. CLOVIS AVE. FRESNO, CALIFORNIA 93727

LAVAL UNDERGROUND SERVICES

DATE: 08/13/13

TITLE: HBC CLIP INSTALL DETAIL FOR eHB-10-K & TSN-0025-B

SCALE: NTS

HEET 1 OF 1

HBC DETAIL