

EXCEPT AS OTHERWISE PROVIDED BY CONTRACT, THIS DRAWING AND SPECIFICATIONS SHALL NOT BE REPRODUCED, COPIED OR USED AS THE BASIS FOR MANUFACTURE OR SALE OF MATTER DEPICTED HEREIN WITHOUT THE EXPRESSED WRITTEN PERMISSION OF THE LAKOS CORPORATION, OR ITS ASSIGNEES.

THIS DRAWING HAS BEEN GENERATED AND IS MAINTAINED BY A CAD SYSTEM. CHANGES SHALL ONLY BE INCORPORATED AS DIRECTED BY AN APPROVED ENGINEERING CHANGE ORDER (ECO). PAPER COPIES ARE UNCONTROLLED.

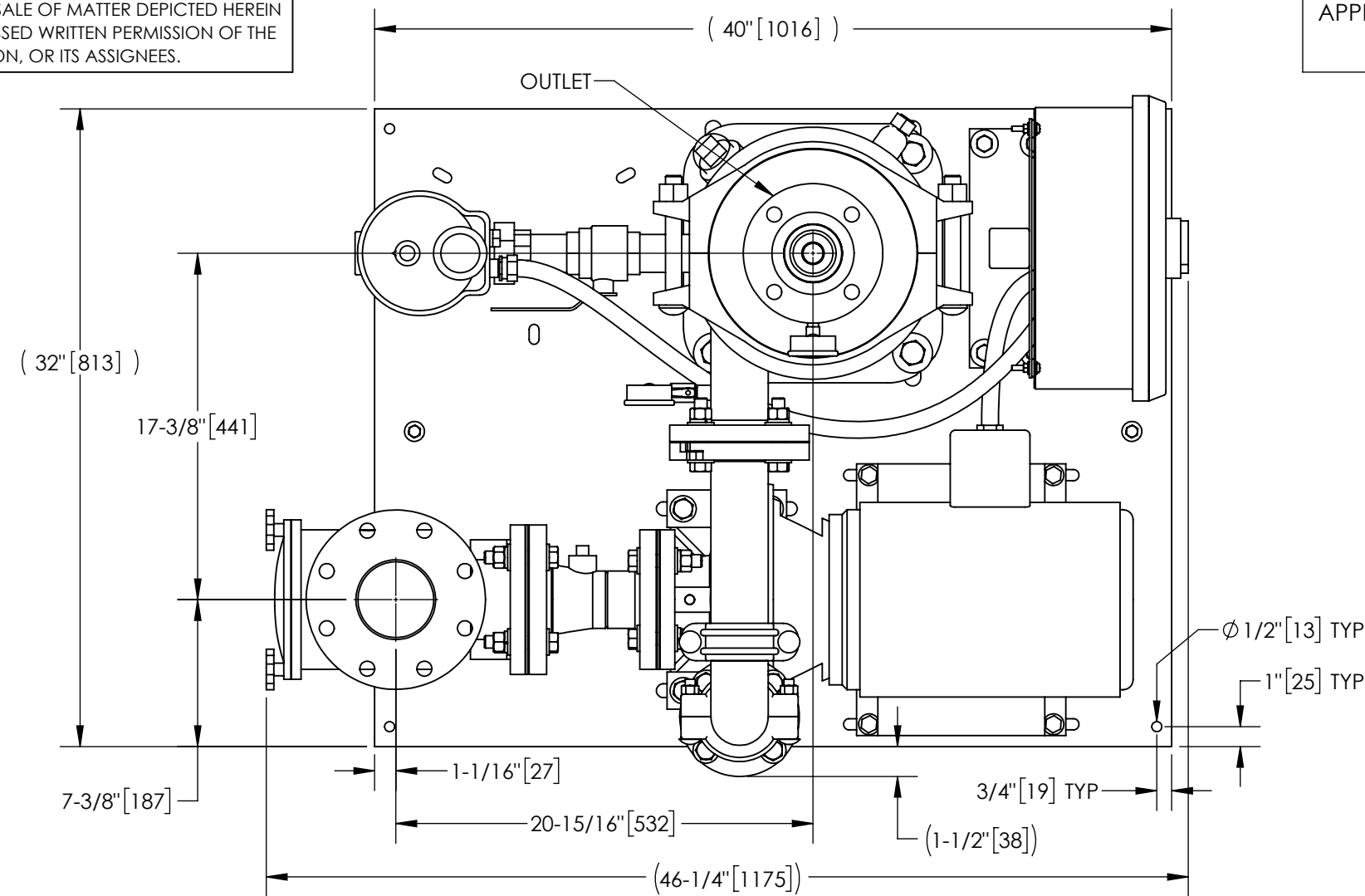
REVISION HISTORY				
ZONE	REV	DESCRIPTION	DATE	APPROVED
	01	RELEASED FOR SUBMITTAL	2/24/21	TPF

NOTES:

- INLET IS 4" PIPE (125# ANSI FLANGED).
- OUTLET IS 2-1/2" PIPE (150# ANSI FLANGED).
- PURGE OUTLET IS 1-1/2" PIPE.
- MAXIMUM PRESSURE: 150 psi (10.3 bar).
- MAXIMUM FLUID TEMPERATURE: 100°F (37.8°C).
- SPECIFIED FLOW RATES:
 BASIN SWEEPING - 160 gpm (36 m³/hr).
 SIDE STREAM AND CLOSED LOOP - 200 gpm (45 m³/hr).
- FINISH: AS ASSEMBLED.
- POWER REQUIREMENT: 3/60/460V.
- NEMA 4X MOTOR STARTER ENCLOSURE WITH SAFETY DISCONNECT AND H.O.A. SWITCH.
- APPROXIMATE DRY WEIGHT: 874 lbs (390 kg).
- INLET/OUTLET VALVE KIT RECOMMENDED: SEE FACTORY.
- MINIMUM PIPE FROM TOWER BASIN TO JC SYSTEM IS 4" PIPE.
- FLOODED SUCTION REQUIRED.

COMPONENT LIST:

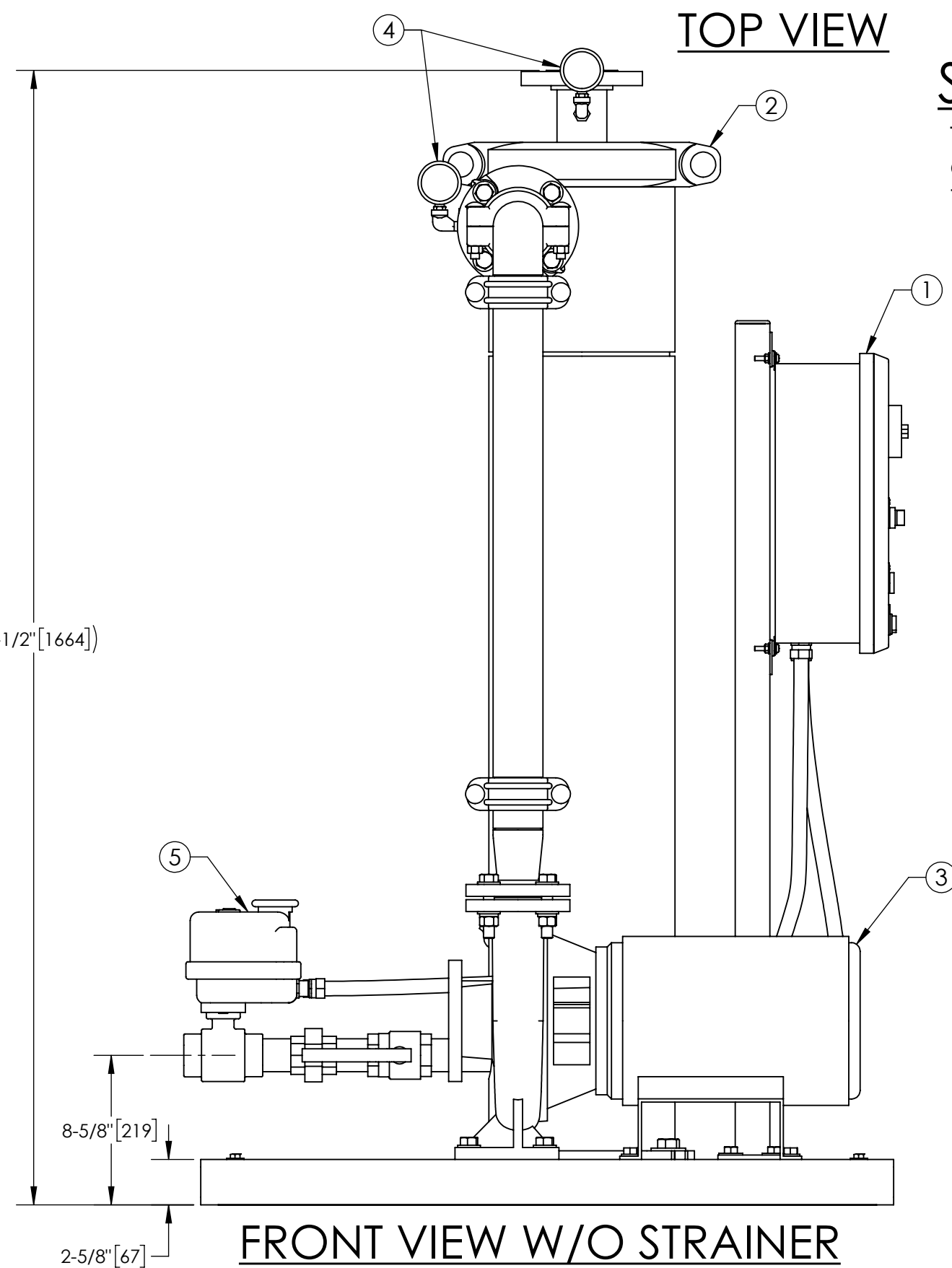
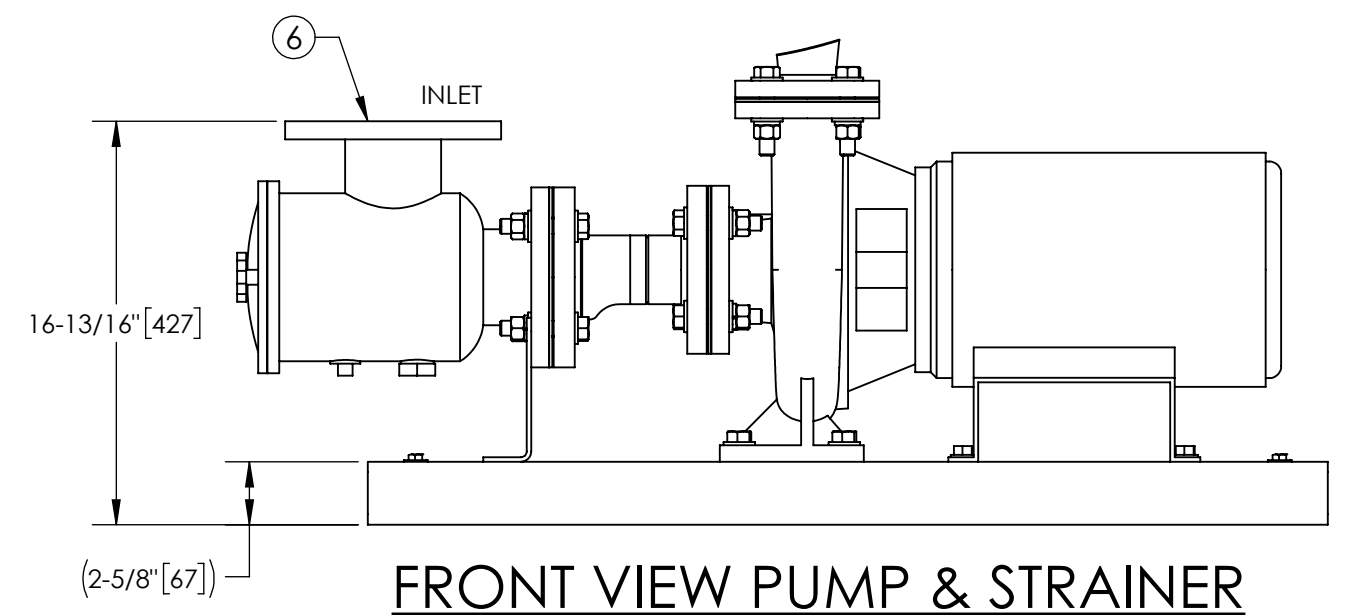
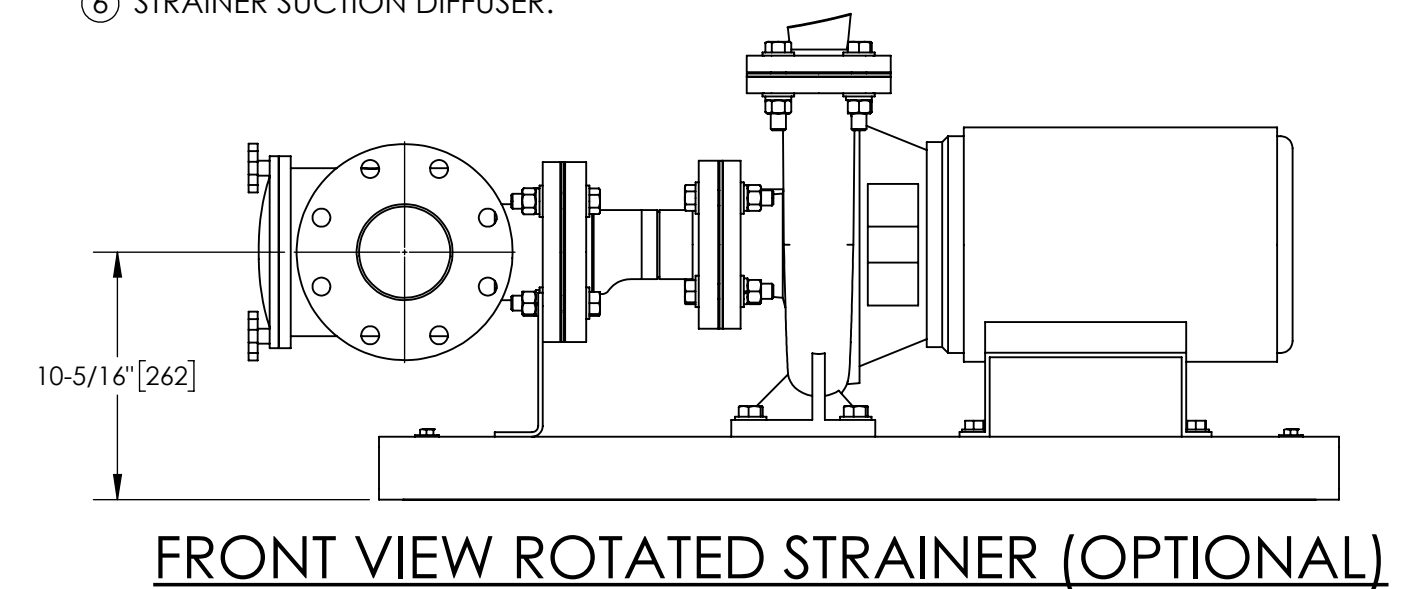
- ELECTRICAL CONTROL BOX 3/60/460V W/120V TRANSFORMER.
- SEPARATOR: eJPX-0110-V.
- PUMP: 5 HP CENTRIFUGAL, 1750 rpm, 3/60/460V.
- INLET/OUTLET PRESSURE GAUGES: 0-160 psi, GLYCERIN-FILLED.
- PURGE EQUIPMENT: EFS-15-120V.
- STRAINER SUCTION DIFFUSER.



TOP VIEW

SUBMITTAL DRAWING

This drawing is submitted for spatial consideration only. Do not pre-plumb to these dimensions.



FRONT VIEW W/O STRAINER

UNLESS OTHERWISE SPECIFIED: DIMENSIONS ARE IN: inches[mm] TOLERANCES ARE: FRACTIONS DECIMALS ANGLES ± 1" X ± 0.02 ± 1/4" XX ± 0.01 XXX ± 0.005	ENGINEERED FOR: STANDARD		APPROVALS	DATE
	DO NOT SCALE DRAWING	DRAWN TPF		
MATERIAL PER LAKOS SPEC	ENGR	-	-	-
FINISH AS ASSEMBLED	REVIEW	-	-	-
	WORK ORDER	-	QTY.	



TITLE eJCX-0160-EFS, JC SYSTEM, HI EFF SWEEPER eJPX-0110, 3/60/460V			
SIZE C	MODEL NO.	DWG NO. 185145	REV. 01
SCALE 1:8	EST. WT. 874 lb	SHEET 1 OF 1	

DWG NO. 185145
SHEET 01